

SCHOOL DISTRICT OF IOLA-SCANDINAVIA

IOLA, WISCONSIN

FINANCIAL STATEMENTS

AND INDEPENDENT AUDITOR'S REPORT

AS OF JUNE 30, 2016

SCHOOL DISTRICT OF IOLA-SCANDINAVIA

TABLE OF CONTENTS
June 30, 2016

	<u>Page Number</u>
Independent Auditor's Report	1-2
Management's Discussion and Analysis	3-13
Basic Financial Statements	
Statement of Net Position	14
Statement of Activities	15
Balance Sheet - Governmental Funds	16
Statement of Revenues, Expenditures and Changes in Fund Balances - Governmental Funds	17
Reconciliation of the Statement of Revenues, Expenditures and Changes in Fund Balances of Governmental Funds to the Statement of Activities	18
Statement of Net Position - Fiduciary Funds	19
Statement of Changes in Net Position - Fiduciary Funds	20
Notes to Financial Statements	21-51
Required Supplementary Information	
Statement of Revenues, Expenditures, and Changes in Fund Balances - Budget and Actual - General Fund	52
Statement of Revenues, Expenditures, and Changes in Fund Balances - Budget and Actual – Special Education Fund	53
Schedule of Funding Progress	54
Schedule of Employer Contributions	55
Schedule of District's Proportionate Share of the Net Pension Liability (Asset)	56
Schedule of District Contributions	57
Notes to Required Supplementary Information	58-59
Supplementary Information	
Combining Balance Sheet - General Fund	60

SCHOOL DISTRICT OF IOLA-SCANDINAVIA

TABLE OF CONTENTS
June 30, 2016

	<u>Page Number</u>
Combining Statement of Revenues, Expenditures and Changes in Fund Balances - General Fund	61
Combining Balance Sheet - Nonmajor Governmental Funds	62
Combining Statement of Revenues, Expenditures and Changes in Fund Balances - Nonmajor Governmental Funds	63
Schedule of Changes in Assets and Liabilities - Student Organizations' Funds	64
Schedule of Expenditures of Federal Awards	65
Schedule of Expenditures of State Awards	66
Notes to the Schedule of Expenditures of Federal and State Awards	67
Independent Auditor's Report on Internal Control Over Financial Reporting on Compliance and Other Matters Based on an Audit of Financial Statements in Accordance With Government Auditing Standards	68-69
Independent Auditor's Report On Compliance For Each Major State Program And On Internal Control Over Compliance Required By The Wisconsin Department Of Public Instruction	70-71
Schedule of Findings and Questioned Costs	72-74
Summary Schedule of Prior Audit Findings	75

ACCOUNTING WORKSHOP, SC
CERTIFIED PUBLIC ACCOUNTANTS
5001 Heffron Street
Stevens Point, WI 54481
Tel (715) 341-2911
Fax (715) 341-5737

Ann Kropp, CPA, CMA
Jeffrey Kropp, CPA

Independent Auditor's Report

To the Board of Education
School District of Iola-Scandinavia
Iola, Wisconsin

Report on the Financial Statements

We have audited the accompanying financial statements of the governmental activities, each major fund and the aggregate remaining fund information of the School District of Iola-Scandinavia ("District"), as of and for the year ended June 30, 2016, and the related notes to the financial statements, which collectively comprise the District's basic financial statements as listed in the table of contents.

Management's Responsibility for the Financial Statements

Management is responsible for the preparation and fair presentation of these financial statements in accordance with accounting principles generally accepted in the United States of America; this includes the design, implementation, and maintenance of internal control relevant to the preparation and fair presentation of financial statements that are free from material misstatement, whether due to fraud or error.

Auditor's Responsibility

Our responsibility is to express opinions on these financial statements based on our audit. We conducted our audit in accordance with auditing standards generally accepted in the United States of America and the standards applicable to financial audits contained in *Government Auditing Standards*, issued by the Comptroller General of the United States. Those standards require that we plan and perform the audit to obtain reasonable assurance about whether the financial statements are free from material misstatement.

An audit involves performing procedures to obtain audit evidence about the amounts and disclosures in the financial statements. The procedures selected depend on the auditor's judgment, including the assessment of the risks of material misstatement of the financial statements, whether due to fraud or error. In making those risk assessments, the auditor considers internal control relevant to the entity's preparation and fair presentation of the financial statements in order to design audit procedures that are appropriate in the circumstances, but not for the purpose of expressing an opinion on the effectiveness of the entity's internal control. Accordingly, we express no such opinion. An audit also includes evaluating the appropriateness of accounting policies used and the reasonableness of significant accounting estimates made by management, as well as evaluating the overall presentation of the financial statements.

We believe that the audit evidence we have obtained is sufficient and appropriate to provide a basis for our audit opinions.

Opinions

In our opinion, the financial statements referred to above present fairly, in all material respects, the respective financial position of the governmental activities, each major fund, and the aggregate remaining fund information of the District, as of June 30, 2016, and the respective changes in financial position for the year then ended in accordance with accounting principles generally accepted in the United States of America.

Other Matters

Required Supplementary Information

Accounting principles generally accepted in the United States of America require that the management's discussion and analysis and the required supplementary information as listed in the table of contents be presented to supplement the basic financial statements. Such information, although not a part of the basic financial statements, is required by the Governmental Accounting Standards Board, who considers it to be an essential part of financial reporting for placing the basic financial statements in an appropriate operational, economic, or historical context. We have applied certain limited procedures to the required supplementary information in accordance with auditing standards generally accepted in the United States of America, which consisted of inquiries of management about the methods of preparing the information and comparing the information for consistency with management's responses to our inquiries, the basic financial statements, and other knowledge we obtained during our audit of the basic financial statements. We do not express an opinion or provide any assurance on the information because the limited procedures do not provide us with sufficient evidence to express an opinion or provide any assurance.

Other Information

Our audit was conducted for the purpose of forming opinions on the financial statements that collectively comprise the District's basic financial statements. The combining and individual nonmajor fund financial statements are presented for purposes of additional analysis and are not a required part of the basic financial statements. The schedules of expenditures of federal and state awards are presented for purposes of additional analysis as required by the Wisconsin Public School District Audit Manual issued by the State of Wisconsin Department of Public Instruction, and are also not a required part of the basic financial statements.

The combining and individual nonmajor fund financial statements and the schedules of expenditures of federal and state awards are the responsibility of management and were derived from and relate directly to the underlying accounting and other records used to prepare the basic financial statements. Such information has been subjected to the auditing procedures applied in the audit of the basic financial statements and certain additional procedures, including comparing and reconciling such information directly to the underlying accounting and other records used to prepare the basic financial statements or to the basic financial statements themselves, and other additional procedures in accordance with auditing standards generally accepted in the United States of America. In our opinion, the combining and individual nonmajor fund financial statements and the schedules of expenditures of federal and state awards are fairly stated in all material respects in relation to the basic financial statements as a whole.

Other Reporting Required by Government Auditing Standards

In accordance with *Government Auditing Standards*, we have also issued our report dated December 21, 2016, on our consideration of the District's internal control over financial reporting and on our tests of its compliance with certain provisions of laws, regulations, contracts, and grant agreements and other matters. The purpose of that report is to describe the scope of our testing of internal control over financial reporting and compliance and the results of that testing, and not to provide an opinion on internal control over financial reporting or on compliance. That report is an integral part of an audit performed in accordance with *Government Auditing Standards* in considering the District's internal control over financial reporting and compliance.

Accounting Workshop SC

Accounting Workshop, SC
December 21, 2016

SCHOOL DISTRICT OF IOLA-SCANDINAVIA
MANAGEMENT'S DISCUSSION AND ANALYSIS
For the Year Ended June 30, 2016

The discussion and analysis of the District financial performance provides an overall review of financial activities for the fiscal year. The analysis focuses on school district financial performance as a whole.

THE DISTRICT

The administration of the School District of Iola-Scandinavia is exercised by a School Board (the "Board"). The Board consists of seven members who are elected for staggered three-year terms of office. The Board elects a President, Vice President, Clerk and Treasurer among its members for one-year terms.

Common School Districts hold an annual meeting, which may incorporate a public hearing, prior to adopting the budget for the ensuing year. The Board shall present at the annual meeting a full, itemized written report. The report shall state all receipts and expenditures of the District since the last annual meeting, the current fund equity of the District, the amount of the deficit and the bills payable of the District, the amount necessary to be raised by taxation for the support of the schools of the District for the ensuing year and the amount required to pay the principal and interest of any debt due during the ensuing year. The report shall also include the budget summary. The Board has the power and duty, among other things, to make rules for the organization, gradation, and government of the schools of the District, enter into agreements with other governmental units, tax for operation and maintenance, engage employees, including a District Administrator, and purchase school equipment.

School Board

The present members of the District Board and the expiration of their respective terms of office are as follows:

<u>Name</u>	<u>Occupation</u>	<u>Expiration of Term</u>
Gena Gullixon Board Member	Closing Agent	April, 2016
Robert Fredy, Treasurer	Accountant	April, 2017
Kristen Hoyord, President	Registered Nurse	April, 2018
Michael Koles, Vice President	Educator	April, 2016
Bruce Beyersdorf, Board Member	Laborer	April, 2017
Kenneth Wavruk, Board Member	Laborer	April, 2016

Administration

The Board is empowered to employ a District Administrator to conduct the affairs and programs of the District. The District Administrator is Dr. David Dyb. In addition, the District employs a Business Manager, the position is held by Sarah Thiel. Other members of the Administration are listed below.

<u>Name</u>	<u>Title</u>
Sara Anderson	Middle/High School Principal
Tess Lecy-Wojcik	Elementary Principal
Gary Trzebiatowski	Transportation Supervisor
James Spencer	Maintenance Director

District Facilities

<u>Facility</u>	<u>Constructed</u>	<u>Additions</u>
Iola-Scandinavia Middle/High School	1979	1994, 2001
Iola-Scandinavia Elementary School	1961	1971, 1991, 2000
Iola-Scandinavia Community Fitness and Aquatic Center	2001	

SCHOOL DISTRICT OF IOLA-SCANDINAVIA
MANAGEMENT'S DISCUSSION AND ANALYSIS
For the Year Ended June 30, 2016

Location

The School District of Iola-Scandinavia is located in central Wisconsin, approximately 20 mile east of the City of Stevens Point, 130 miles north of the City of Madison and 50 miles west of the City of Green Bay. The District is accessible via Interstate 39, U.S. Highway 10 and 45, and State Highways 161 and 49.

The District encompasses an area of 134 square miles, and is comprised of eight municipalities in Waupaca County and two towns in Portage County.

Education

The School District of Iola-Scandinavia offers a comprehensive educational program for students in 4 year old kindergarten through the twelfth grades. Through the use of one high school/middle school and one elementary school, students participate in excellent educational programs. The District has a 2001 estimated population of 4,098 and employs 150 people. Enrollment for the 2015-2016 school year is 684 students. For further information, the District's Website is www.iola.k12.wi.us.

Post-Secondary Education

Several post-secondary education facilities are located within a 49 mile radius of the School District. Four-year degree programs are offered at the University of Wisconsin-Stevens Point and University of Wisconsin-Oshkosh. Two-year programs are available at the Fox Valley Technical College campus located in the City of Appleton."

FINANCIAL HIGHLIGHTS

- The District's overall financial status, as reflected in total net position, decreased by \$401,201. The assets of the school district exceeded liabilities at the close of the fiscal year by \$10.9M (net position). Of this amount, \$6.4M represents amounts invested in capital assets, net of related debt and \$632,441 is restricted for pensions, debt retirement and the food service program. This results in unrestricted net position of \$3.9M.
- The General Fund (Fund 10) fund balance increased by \$246,506. The original budget was adopted as a balanced budget.
- Financial activity resulted in a surplus of \$3,863 in the Food Service Fund (Fund 50) and a surplus of \$14,454 in the Community Service Fund (Fund 80).
- Capital assets have been reported at \$16.1M less depreciation of \$7.4M for a net capital asset value of \$8.7M. (See Note 3) The amount listed represents the estimated historical cost of all sites, site improvements, buildings and building improvements, furniture and equipment with a unit value of at least \$2,500. A physical inventory of the District's assets has been maintained annually. The addition of asset depreciation has been incorporated in the financial report.

SCHOOL DISTRICT OF IOLA-SCANDINAVIA
MANAGEMENT'S DISCUSSION AND ANALYSIS
For the Year Ended June 30, 2016

OVERVIEW OF THE FINANCIAL STATEMENTS

This annual financial report consists of two parts - management's discussion and analysis and the basic financial statements (district-wide and fund statements) including notes to the financial statements.

The basic financial statements consist of two kinds of statements that present different views of the District's financial activities.

- The Statement of Net Position and Statement of Activities provide information on a district-wide basis. These statements present an aggregate view of the District's finances. District-wide statements contain useful long-term information as well as information for the just-completed fiscal year.
- The Statement of Net Position compares assets to liabilities to give an overall view of the financial health of the District.
- The Statement of Activities defines the entity's expenses by function and illustrates the total that is offset by corresponding revenues - charges for services and/or operating grants and contributions. General Revenues and extraordinary credits are identified. The result is total net expense offset by general and miscellaneous revenue - recognizing the Change in Net Position for the District from the previous year.
- The remaining statements: Balance Sheet - Governmental Funds and Statement of Revenues, Expenditures and Changes in Fund Balances - Governmental Funds focus on individual parts of the district. Fund statements generally report operations in more detail than the district-wide statements and support the Statement of Net Position.
- The Notes to the Financial Statements provide further explanation of some of the information in the statements and provide additional disclosures so statement users have a complete picture of the District's financial activities and position.
- Required Supplementary Information further explains and supports the financial statements by including a comparison of the District's budget data for the year and includes all reports in the financial statements through and including the financial notes.
- Additional Supplemental Information provides information specific to nonmajor governmental funds such as the Food Service Fund and the Community Service Fund.
- The major features of the District's financial statements, including the portion of the activities reported and type of information contained is shown in the following table. (Table #1).

SCHOOL DISTRICT OF IOLA-SCANDINAVIA

**MANAGEMENT'S DISCUSSION AND ANALYSIS
For the Year Ended June 30, 2016**

Major Features of the District-wide and Fund Financial Statements

Table #1

	-----Fund Financial Statements-----			
	District Wide Statements	Governmental	Proprietary	Fiduciary
Scope	Entire district (except fiduciary funds).	The activity of the district that is not proprietary or fiduciary, such as instructional, support services, and community services.	Activities the district operates similar to private business. <u>The District does not report any program for this designation.</u>	Assets held by the district on behalf of someone else. Student organizations that have funds on deposit with the district and the District's Pension Trust Fund are reported here.
Required financial statements	Statement of net position, and Statement of activities.	Balance sheet, and Statement of revenues, expenditures and changes in fund balance.	Statement of net position, and Statement of revenues, expenses and changes in net position, and Statement of cash flows.	Statement of fiduciary net position, and Statement of changes in fiduciary net position.
Basis of accounting and measurement focus	Accrual accounting. Economic resources focus.	Modified accrual accounting. Current financial resources focus.	Accrual accounting. Economic resources focus.	Accrual accounting. Economic resources focus.
Type of asset and liability information	All assets and liabilities, both financial and capital, short-term and long-term.	Generally, assets expected to be used up and liabilities that come due during the year or soon thereafter. No capital assets or long-term liabilities included.	All asset and liabilities, both financial and capital; short-term and long-term.	All assets and liabilities, both financial and capital; short-term and long-term. These funds do not currently contain any capital assets, although they can.
Type of inflow and outflow information	All revenues and expenses during the year, regardless of when cash is received or paid.	Revenues for which cash is received during or soon after the end of the year; expenditures when goods or services have been received and the related liability are due and payable.	All revenues and expenses during the year, regardless of when cash is received or paid.	All additions or deductions during the year, regardless of when cash is received and paid.

SCHOOL DISTRICT OF IOLA-SCANDINAVIA
MANAGEMENT'S DISCUSSION AND ANALYSIS
For the Year Ended June 30, 2016

Table #2

<u>Condensed Statement of Net Position</u>				
	2016	2015	Dollar Change	% Change
<u>Assets</u>				
Current Assets	\$ 5,083,259	\$ 4,692,351	\$ 390,908	8.3
Capital Assets	8,718,399	9,302,532	(584,133)	(6.3)
Other Assets	-	678,526	(678,526)	(100.0)
Total Assets	\$ 13,801,658	\$ 14,673,409	\$ (871,751)	(5.9)
Deferred Outflows of Resources	\$ 1,896,874	\$ 438,216	\$ 1,458,658	332.9
<u>Liabilities</u>				
Current Liabilities	\$ 1,638,916	\$ 1,518,401	\$ 120,515	7.9
Non-Current Liabilities	2,204,193	2,269,532	(65,339)	(2.9)
Total Liabilities	\$ 3,843,109	\$ 3,787,933	\$ 55,176	1.5
Deferred Inflows of Resources	\$ 931,283	\$ 664	\$ 930,619	100.0
<u>Net Position</u>				
Net Investment in				
Capital Assets	\$ 6,386,223	\$ 6,436,583	\$ (50,360)	(0.8)
Restricted	632,441	97,822	534,619	546.5
Unrestricted	3,905,476	4,788,623	(883,147)	(18.4)
Total Net Position	\$ 10,924,140	\$ 11,323,028	\$ (398,888)	(3.5)

Statement of Net Position: (Table #2)

As of year end, the District reported total assets of \$13.8M and total liabilities of \$3.8M. Net position amount to \$10.9M, \$6.4M of the net asset value is the District's investment in capital assets which includes the estimated historical cost of sites, site improvements, buildings, building improvements, furniture and equipment net of accumulated depreciation.

SCHOOL DISTRICT OF IOLA-SCANDINAVIA
MANAGEMENT'S DISCUSSION AND ANALYSIS
For the Year Ended June 30, 2016

Table #3

<u>Changes in Net Position from Operating Results</u> <u>For Governmental Activities</u>					
	Actual		Actual		%
Revenues:	2015-16	%	2014-15	%	Change
Program					
Charges for Services	\$ 748,474	8.4	\$ 721,788	7.3	3.7
Operating Grants & Cont.	733,901	8.3	663,789	8.6	10.6
General					
Property & Other Taxes	4,132,443	46.5	4,121,383	43.2	0.3
General Fed & State Aid	3,489,498	39.2	3,566,739	39.3	(2.2)
Other	<u>(211,280)</u>	(2.4)	<u>60,216</u>	1.6	(450.9)
Total Revenue	<u>8,893,036</u>	100.0	<u>9,133,915</u>	100.0	(2.6)
Expenses:					
Instruction	5,151,944	55.4	4,825,659	54.5	6.8
Pupil & Instr. Ser.	598,632	6.4	630,812	6.2	(5.1)
Administration	914,016	9.8	782,484	9.2	16.8
Building and Grounds	867,896	9.3	873,568	11.1	(0.6)
Pupil Transportation	319,474	3.4	379,383	3.9	(15.8)
Other Support Services	757,892	8.2	592,807	7.6	27.8
Interest and Fees	45,575	0.5	57,117	0.7	(20.2)
Food Service	349,928	3.8	358,542	3.6	(2.4)
Community Service	<u>288,880</u>	3.1	<u>287,267</u>	3.2	0.6
Total Expense	<u>9,294,237</u>	100.0	<u>8,787,639</u>	100.0	5.8
Change in Net Position	<u><u>\$ (401,201)</u></u>		<u><u>\$ 346,276</u></u>		

SCHOOL DISTRICT OF IOLA-SCANDINAVIA
MANAGEMENT'S DISCUSSION AND ANALYSIS
For the Year Ended June 30, 2016

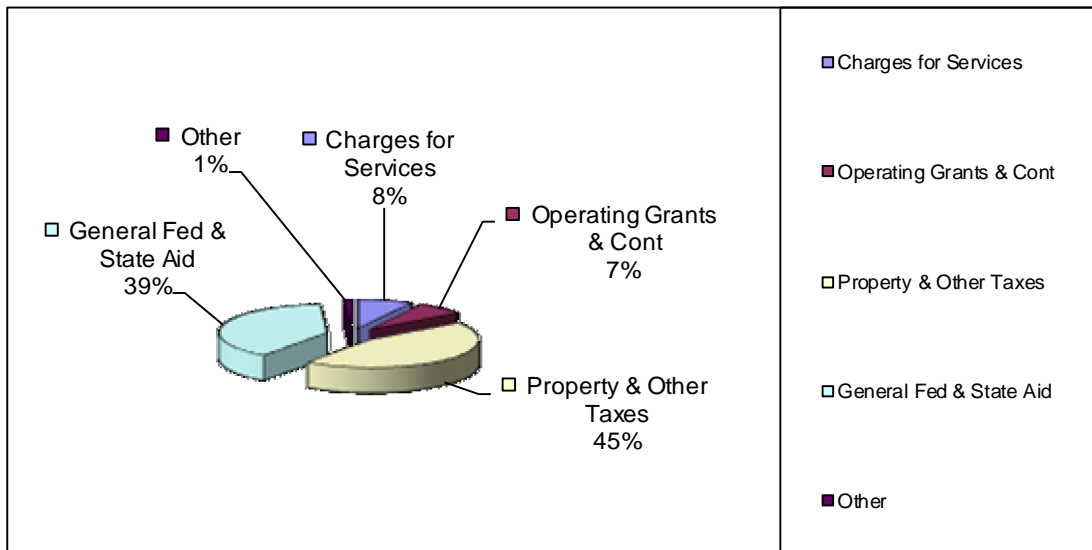
Revenue (Table #3)

- For the year, the District received \$8.9M in revenue. 46.5% of this total came from local school property tax and prior year tax backs. 39.2% of the total came in the form of federal and state aid. The District receives approximately 16.7% of all revenue in the form of specific use, state grants, federal aid and direct fees for services.
- Individuals who directly participated or benefited from a program offering contributed \$748,474 of the cost. Book and activity fees, admissions to athletic events, food service fees, open enrollment tuition and building rental fees are included here.
- In addition, Federal and State government subsidized certain programs with grants and contributions of \$733,901. Special education, transportation and food service aid are included here.

Chart #1 - Table #3

This chart illustrates the breakout of revenues by source.

Revenue by Source - FY 15-16



SCHOOL DISTRICT OF IOLA-SCANDINAVIA

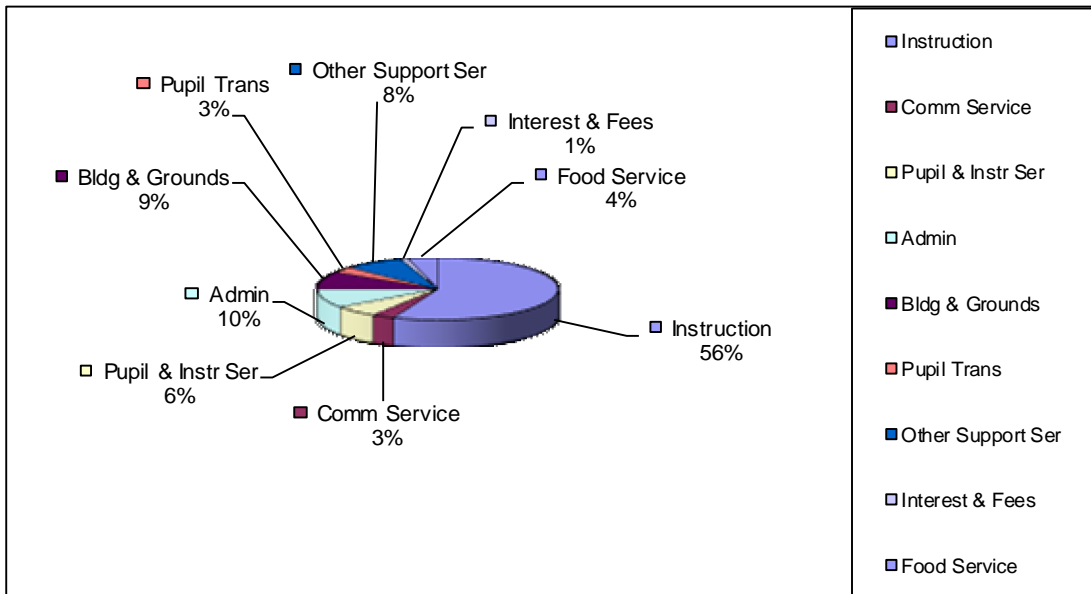
MANAGEMENT'S DISCUSSION AND ANALYSIS
For the Year Ended June 30, 2016

- For the year, the District's total expenditure amount was \$9.3M. 61.8% was directed to pupil instruction and instructional services. Costs for textbooks, teacher salaries/benefits and instructional supplies are included in this amount. General/Building Administration and Central Services account for 30.7%. These costs included student transportation, individual building budgets, district maintenance and school business insurance. Community service programs expenses were 3.1%. The Food Service Program represents 3.8% and costs for debt service represents approximately 0.5% of total expenditures.

Chart #2 - Table #3

This Chart illustrates the Distribution of costs by Function.

Expenses by Function - FY 15-16



SCHOOL DISTRICT OF IOLA-SCANDINAVIA
MANAGEMENT'S DISCUSSION AND ANALYSIS
For the Year Ended June 30, 2016

Table #4

Net Cost of Governmental Activities				
	Total Cost of Services		Net Cost of Services	
	2016	2015	2016	2015
Instruction	\$ 5,151,944	\$ 4,825,659	\$ 4,264,136	\$ 4,048,435
Pupil & Instr. Services	598,632	630,812	546,903	582,235
General & Building Adm. Serv.	1,781,912	1,656,052	1,778,561	1,654,235
Business and Central Services	735,398	972,190	712,151	948,024
Food Service Program	349,928	358,542	16,834	18,960
Interest/fees, other	676,423	344,384	493,277	150,173
Total	\$ 9,294,237	\$ 8,787,639	\$ 7,811,862	\$ 7,402,062

* Total cost of all governmental activities was \$9.3M. (Table #4)

* The net cost of governmental activities (\$7.8M) was financed by general revenues, which are primarily made up of property taxes (\$4.1M) and general federal and state aid (\$3.5M). Miscellaneous and investment earnings accounted for loss of \$211,280. In addition, District operations were subsidized by \$1,482,375 which was collected through direct fees and contributions/grants.

General Fund Budgetary Comparison: The District adopts an interim budget in June for the subsequent year. Consistent with current state statutes and regulations, an original budget is adopted in October to reflect the actual revenue cap and state aid certification.

Fund 10 original budget was approved as balanced. The actual results for the year show a surplus of \$246,506.

SCHOOL DISTRICT OF IOLA-SCANDINAVIA
MANAGEMENT'S DISCUSSION AND ANALYSIS
For the Year Ended June 30, 2016

Fund Balances:

- The District shows a total for all fund balances of \$4M as of year end. (See Note #8).
- \$2.6M is in the General Fund (Fund 10). The District utilizes this fund balance for funding short term operations. The Fund 10 fund balance is 34% of operating expenditures. A fund balance of this size is a positive sign of financial viability, enhances the District's bond rating and allows the District to respond to non-recurring economic needs.
- \$1.25M in the Special Revenue Trust Fund (Fund 21) is committed for maintenance and operation of the aquatic/fitness center.
- \$38,415 in the Debt Service Fund (Fund 39) is restricted to make future debt payments on long-term debt.
- \$61,861 in the food service fund, \$5,000 in the long-term capital improvement trust fund and \$21,228 in the community service funds are restricted for future expenditures.

Governmental Activities:

The condition of the District's financial position can be credited to effective and conservative fiscal management.

- It has been the goal of the Board of Education to implement ongoing smaller capital improvement projects in all the buildings of the District. These funds have been expended from the General Fund and have been accommodated under the revenue cap. A list of capital improvement projects is reviewed by administration and the Board every fiscal period to insure the physical plants in the District are kept in good condition and that costly major repairs may be averted through timely facility maintenance.

Capital Asset and Debt Administration:

Capital Assets

- In order to comply with GASB Statement #34, the District annually maintains its inventory of all capital assets over \$2,500 and estimated related depreciation. A comparison between fiscal years with additions and disposals is disclosed, see Note 3.

Long-Term Debt

- At year-end, the District had \$2.8M in Long-Term Governmental Obligations. Most of the debt is related to building projects, representing a significant investment in the District's capital infrastructure.

General Obligation Debt of the District is secured by an irrevocable tax levy adopted by the School Board at the time of issuance. Wisconsin state statutes require that the first property tax receipts be segregated for use for annual debt service payments. The District complies with all statutory requirements.

SCHOOL DISTRICT OF IOLA-SCANDINAVIA
MANAGEMENT'S DISCUSSION AND ANALYSIS
For the Year Ended June 30, 2016

Decisions and Developments that will Impact the Future of the District

- The State of Wisconsin has a history of budget deficits. Since the state budget funds a significant portion of the cost of K-12 education, local school districts, including Iola-Scandinavia, are concerned that the future funding level may be negatively impacted.
- Fuel prices have fluctuated dramatically in the United States. If this situation continues, utility and transportation costs of the District may exceed budget amounts.
- The State of Wisconsin has an open enrollment law that allows students to attend the school district of their choice with few restrictions. The State adjusts each district's general state aid payment based on the number of students who transfer. The District has actively encouraged attendance by non-resident students through open enrollment and strives to keep resident students by offering a varied and complete curriculum. This year the number of non-resident open enrollment pupils attending Iola-Scandinavia Schools exceeded the number of resident pupils attending other districts. It is important for the District to maintain a quality instructional program and attractive physical plant to maintain a competitive advantage for open enrollment pupils.
- One of the most important variables in the District's financial future is the cost of health insurance for its employees. The cost of health benefits for all District employees is increasing annually. If rate increases continue, the cost of health benefits will have an impact on the instructional services provided in the District. Based on current trends, officials expect an increase next year. Administration has been implementing various employee cost sharing measures to offset the District's portion of this expense but this issue continues to be a budgetary challenge.
- Beginning in FY10, the District recognizes a liability in the statement of net assets for any post-employment benefits owed to District employees. During FY 2005, the District established a pension benefit trust for funding purposes and engaged an actuary to compute the liability based on the employee census. The District to date has funded \$305,823. Governmental accounting standards require periodic re-valuations of the liability based on a changing employee census. The health insurance benefit was terminated as of July 1, 2012 for any future retirees by the school board and reinstated as a HRA benefit during FY14. District management believes the liability is fully funded. See Note 15 for further information.

Contacting the District's Financial Management

This Financial Report is designed to provide our citizens, taxpayers, investors and creditors with a general overview of the District's finances and to demonstrate the District's accountability for the money it receives. If you have questions about this report or need additional financial information, please contact Dr. David Dyb, District Administrator, Iola-Scandinavia Schools, 450 Division Street, Iola, WI 54945, (715) 445-2411.

BASIC FINANCIAL STATEMENTS

SCHOOL DISTRICT OF IOLA-SCANDINAVIA

STATEMENT OF NET POSITION
June 30, 2016

ASSETS	
CURRENT ASSETS	
Cash and investments	\$ 3,094,070
Taxes receivable	1,269,837
Accounts receivable	3,687
Due from other funds	393,664
Due from other governments	292,928
Prepaid expenses	29,073
Total Current Assets	<u>5,083,259</u>
 NONCURRENT ASSETS	
Capital assets	16,081,449
Less: accumulated depreciation	<u>7,363,050</u>
Net Capital Assets	<u>8,718,399</u>
Total Assets	<u>13,801,658</u>
 DEFERRED OUTFLOWS OF RESOURCES	
Deferred outflows-pension	<u>1,896,874</u>
 LIABILITIES	
CURRENT LIABILITIES	
Accounts payable and accrued expenses	765,330
Due to other funds	304,399
Current portion of long-term obligations	569,187
Total Current Liabilities	<u>1,638,916</u>
 NONCURRENT LIABILITIES	
Noncurrent portion of long-term obligations	1,762,989
Net pension liability	441,204
Total Noncurrent Liabilities	<u>2,204,193</u>
Total Liabilities	<u>3,843,109</u>
 DEFERRED INFLOWS OF RESOURCES	
Deferred outflows-pension	928,505
Deferred outflows-advance income	2,778
Total Deferred Inflows	<u>931,283</u>
 NET POSITION	
Net investment in capital assets	6,386,223
Restricted	632,441
Unrestricted	<u>3,905,476</u>
Total Net Position	<u>\$10,924,140</u>

See accompanying notes to the financial statements.

SCHOOL DISTRICT OF IOLA-SCANDINAVIA

**STATEMENT OF ACTIVITIES
For the Year Ended June 30, 2016**

Functions/Programs	Expenses	Program Revenues		Net (Expense) Revenue & Changes In Net Position
		Charges for Services	Operating Grants & Contributions	
Instruction				
Regular	\$ 3,679,150	\$ 362,427	\$ 111,955	\$ (3,204,768)
Vocational	293,944	1,918	-	(292,026)
Special education	665,796	-	389,489	(276,307)
Other	513,054	22,019	-	(491,035)
Total Instruction	<u>5,151,944</u>	<u>386,364</u>	<u>501,444</u>	<u>(4,264,136)</u>
Support Services				
Pupil services	336,069	-	-	(336,069)
Instructional support services	262,563	18	51,711	(210,834)
Administration	914,016	-	2,153	(911,863)
Buildings and grounds	867,896	1,198	-	(866,698)
Pupil transportation	319,474	-	23,247	(296,227)
Other support services	415,924	-	-	(415,924)
Interest and fees	45,575	-	-	(45,575)
Food service	349,928	177,748	155,346	(16,834)
Community service	288,880	183,146	-	(105,734)
Depreciation-unallocated*	341,968	-	-	(341,968)
Total Support Services	<u>4,142,293</u>	<u>362,110</u>	<u>232,457</u>	<u>(3,547,726)</u>
Total Activities	<u>\$ 9,294,237</u>	<u>\$ 748,474</u>	<u>\$ 733,901</u>	<u>(7,811,862)</u>
General Revenues				
Taxes				
Property taxes:				
General purposes				3,446,612
Debt service				585,000
Community service				52,000
Other				48,831
State and federal aids not restricted to specific functions:				
General				3,489,498
Investment Income				34,349
Miscellaneous				44,056
Book value of fixed asset disposals				(289,685)
Total General Revenues				<u>7,410,661</u>
Change in Net Position				(401,201)
NET POSITION-BEGINNING OF YEAR				<u>11,325,341</u>
NET POSITION-END OF YEAR				<u>\$ 10,924,140</u>

*This amount excludes the depreciation expense that is included in the direct expenses of the various functions.

See accompanying notes to the financial statements.

SCHOOL DISTRICT OF IOLA-SCANDINAVIA

**BALANCE SHEET
GOVERNMENTAL FUNDS
June 30, 2016**

	General Fund	Special Revenue Trust Fund	Debt Service Fund	Other Governmental Funds	Total Governmental Funds
ASSETS					
Cash and investments	\$ 1,579,437	\$ 1,263,385	\$ 38,415	\$ 212,833	\$ 3,094,070
Taxes receivable	1,269,837	-	-	-	1,269,837
Accounts receivable	37	3,650	-	-	3,687
Due from other funds	295,566	-	-	98,098	393,664
Due from other governments	292,928	-	-	-	292,928
Prepaid expenses	29,073	-	-	-	29,073
TOTAL ASSETS	\$ 3,466,878	\$ 1,267,035	\$ 38,415	\$ 310,931	\$ 5,083,259
LIABILITIES, DEFERRED INFLOWS OF RESOURCES AND FUND BALANCES					
Liabilities					
Accounts payable	\$ 1,415	\$ -	\$ -	\$ -	\$ 1,415
Accrued salaries and wages	392,337	-	-	9,084	401,421
Payroll taxes and withholdings	345,563	-	-	6,803	352,366
Due to other funds	87,444	10,000	-	206,955	304,399
Total Liabilities	826,759	10,000	-	222,842	1,059,601
Deferred Inflow s of Resources					
Advance revenue	2,778	-	-	-	2,778
Fund Balances					
Nonspendable	29,073	-	-	-	29,073
Committed	-	1,257,035	-	-	1,257,035
Restricted	-	-	38,415	66,861	105,276
Assigned	2,608,268	-	-	21,228	2,629,496
Total Fund Balances	2,637,341	1,257,035	38,415	88,089	4,020,880
TOTAL LIABILITIES AND FUND BALANCES	\$ 3,466,878	\$ 1,267,035	\$ 38,415	\$ 310,931	

Amounts reported for governmental activities in the statement of net position are different because:

Capital assets used in governmental activities are not financial resources and therefore are not reported in the funds. 8,718,399

Some deferred outflow s and inflow s of financial resources are not reported in the fund financial statements:

Deferred outflow s of resources-pension amounts	1,896,874
Deferred inflow s of resources-pension amounts	(928,505)

Long-term liabilities, including bonds and notes payable, are not due and payable in the current period and therefore are not reported in the fund statements. Long-term liabilities reported in the statement of net position that are not reported in the funds balance sheet are:

General obligation debt	(2,318,113)
Capital leases payable	(14,063)
Net pension liability	(441,204)
Accrued interest on long-term debt	(10,128)

NET POSITION **\$ 10,924,140**

See accompanying notes to the financial statements.

SCHOOL DISTRICT OF IOLA-SCANDINAVIA

**STATEMENT OF REVENUES, EXPENDITURES AND CHANGES IN FUND BALANCE
GOVERNMENTAL FUNDS**

For the Year Ended June 30, 2016

	General Fund	Special Revenue Trust Fund	Debt Service Fund	Other Governmental Funds	Total Governmental Funds
REVENUES					
Local	\$ 3,507,927	\$ 20,164	\$ 585,174	\$ 424,960	\$ 4,538,225
Interdistrict	410,322	-	-	-	410,322
Intermediate	17,279	-	-	-	17,279
State	3,715,392	-	-	5,084	3,720,476
Federal	329,221	-	-	150,262	479,483
Other	16,936	-	-	50,000	66,936
Total Revenues	<u>7,997,077</u>	<u>20,164</u>	<u>585,174</u>	<u>630,306</u>	<u>9,232,721</u>
EXPENDITURES					
Instruction					
Regular	3,347,076	-	-	-	3,347,076
Special education	624,946	-	-	-	624,946
Vocational	250,824	-	-	-	250,824
Other	472,928	-	-	-	472,928
Total instruction	<u>4,695,774</u>	<u>-</u>	<u>-</u>	<u>-</u>	<u>4,695,774</u>
Support Services					
Pupil services	315,936	-	-	-	315,936
Instructional support services	253,708	-	-	-	253,708
Administration	848,478	-	-	-	848,478
Buildings and grounds	841,775	-	-	-	841,775
Pupil transportation	301,265	-	-	32	301,297
Other support services	412,151	50,000	-	78,113	540,264
Debt service					
Principal	78,111	-	540,000	5,110	623,221
Interest and fees	873	-	46,583	590	48,046
Food service	-	-	-	329,231	329,231
Total support services	<u>3,052,297</u>	<u>50,000</u>	<u>586,583</u>	<u>413,076</u>	<u>4,101,956</u>
Community services	-	-	-	288,361	288,361
Total Expenditures	<u>7,748,071</u>	<u>50,000</u>	<u>586,583</u>	<u>701,437</u>	<u>9,086,091</u>
Excess deficiency of revenues over expenditures	249,006	(29,836)	(1,409)	(71,131)	146,630
OTHER FINANCING SOURCES (USES)					
Capital lease proceeds	-	-	-	89,448	89,448
Interfund transfers to other funds	(2,500)	-	-	2,500	-
Net Change in Fund Balances	246,506	(29,836)	(1,409)	20,817	236,078
FUND BALANCES-BEGINNING OF YEAR	<u>2,390,835</u>	<u>1,286,871</u>	<u>39,824</u>	<u>67,272</u>	<u>3,784,802</u>
FUND BALANCES-END OF YEAR	<u>\$ 2,637,341</u>	<u>\$ 1,257,035</u>	<u>\$ 38,415</u>	<u>\$ 88,089</u>	<u>\$ 4,020,880</u>

See accompanying notes to the financial statements.

SCHOOL DISTRICT OF IOLA-SCANDINAVIA

**RECONCILIATION OF THE STATEMENT OF REVENUES, EXPENDITURES AND CHANGES IN FUND
BALANCE OF GOVERNMENTAL FUNDS TO THE STATEMENT OF ACTIVITIES
For the Year Ended June 30, 2016**

Net Change in Fund Balances - Total Governmental Funds \$ 236,078

Amounts reported for governmental activities in the statement of activities are different because:

Governmental funds report capital outlays as expenditures. However, if the statement of activities, the cost of those assets is allocated over their estimated useful lives as depreciation expense.

Capital outlay reported in governmental fund statements	111,282	
Depreciation expense reported in the statement of activities	(405,730)	
Net book value of assets disposed	(289,685)	(584,133)

Change in net pension asset activity is only reported in the statement of activities (589,390)

Debt proceeds provide current financial resources to governmental funds, but issuing debt increases long-term liabilities in the statement of net position. Repayment of debt principal is an expenditure in the governmental funds, but the repayment reduces long-term liabilities in the statement of net position. This is the amount by which repayments exceeded proceeds. 533,773

Some expenses reported in the statement of activities do not require the use of current financial resources and therefore are not reported as expenditures in governmental funds. 2,471

CHANGE IN NET POSITION \$ (401,201)

See accompanying notes to the financial statements.

SCHOOL DISTRICT OF IOLA-SCANDINAVIA

**STATEMENT OF NET POSITION
FIDUCIARY FUNDS
June 30, 2016**

	<u>Private Purpose Trust</u>	<u>Employee Benefit Trust</u>	<u>Agency</u>
ASSETS			
Cash and investments	\$ 54,145	\$ 393,120	\$ 186,470
Interest receivable	293	-	-
Accounts receivable	-	-	56
Due from other funds	-	-	-
Total Assets	<u>\$ 54,438</u>	<u>\$ 393,120</u>	<u>\$ 186,526</u>
LIABILITIES			
Accounts payable	\$ -	\$ -	\$ 192
Due to other funds	-	87,297	1,969
Due to student groups	-	-	184,365
Total Liabilities	<u>-</u>	<u>87,297</u>	<u>\$ 186,526</u>
NET POSITION	<u>\$ 54,438</u>	<u>\$ 305,823</u>	

See accompanying notes to the financial statements.

SCHOOL DISTRICT OF IOLA-SCANDINAVIA
STATEMENT OF CHANGES IN NET POSITION
FIDUCIARY FUNDS
For the Year Ended June 30, 2016

	Private Purpose Trust	Employee Benefit Trust
ADDITIONS		
Contributions	\$ 429	\$ 168
Investment earnings	10,500	2,254
Total additions	<u>10,929</u>	<u>2,422</u>
DEDUCTIONS		
Benefits	<u>12,000</u>	<u>145,413</u>
Excess of revenues over (under) expenditures	(1,071)	(142,991)
OTHER FINANCING SOURCES		
Transfer from general fund	<u>-</u>	<u>-</u>
Change in Net Position	(1,071)	(142,991)
NET POSITION-BEGINNING OF YEAR	<u>55,509</u>	<u>448,814</u>
NET POSITION-END OF YEAR	<u><u>\$ 54,438</u></u>	<u><u>\$ 305,823</u></u>

See accompanying notes to the financial statements.

SCHOOL DISTRICT OF IOLA-SCANDINAVIA
INDEX TO NOTES TO FINANCIAL STATEMENTS
June 30, 2016

NOTE		<u>Page</u>
1.	Summary of Significant Accounting Policies	23
	A. Reporting Entity	23
	B. Changes in Accounting Methods and Basis of Financial Statement Presentation	23
	C. Basis of Presentation	24
	D. Basis of Accounting	26
	E. Measurement Focus	28
	F. Inventories	28
	G. Long-Term Obligations	28
	H. Capital Assets	28
	I. Interfund Receivables and Payables	29
	J. Budgets	29
	K. Allowance for Uncollectible Accounts	30
	L. Compensated Absences and Other Employee Benefit Amounts	30
	M. Post Employment Benefits Other Than Pension Benefits	30
	N. Other Assets	31
	O. Claims and Judgments	31
	P. Interfund Transactions	31
	Q. Equity Classifications	31
	R. Use of Estimates	32
2.	Deposits and Investments	33
3.	Capital Assets	36
4.	Long-Term Obligations	37
5.	Lease Disclosures	38
6.	Employees' Retirement System	39
7.	Governmental Activities Net Position	45
8.	Governmental Fund Balances	45
9.	Explanation of Certain Differences between the Governmental Fund Balance Sheet and the Statement of Net Position	46
10.	Explanation of Certain Differences between the Governmental Fund Statement of Revenues, Expenditures, and Changes in Fund Balances and the Statement of Activities	46
11.	Excess of Actual Expenditures Over Budget in Individual Funds	46

5SCHOOL DISTRICT OF IOLA-SCANDINAVIA
INDEX TO NOTES TO FINANCIAL STATEMENTS
June 30, 2016

NOTE	<u>Page</u>
12. Risk Management	47
13. Commitments and Contingencies	47
14. Limitation of School District Revenues	47
15. Post Employment Benefits	47
16. Due From/Due To Other Funds - Fund Financial Statements	51
17. Subsequent Events	51

SCHOOL DISTRICT OF IOLA-SCANDINAVIA

NOTES TO FINANCIAL STATEMENTS
June 30, 2016

NOTE 1 – SUMMARY OF SIGNIFICANT ACCOUNTING POLICIES

The accounting policies of the School District of Iola-Scandinavia ("the District") conform to generally accepted accounting principles as applicable to governmental units.

A. REPORTING ENTITY

The District is organized as a common school district. The District, governed by a seven member elected school board, operates grades 4 year old kindergarten through grade12 and is comprised of all or parts of ten taxing districts. This report includes all of the funds of the District. The reporting entity for the District consists of (a) the primary government, (b) organizations for which the primary government is financially accountable, and (c) other organizations for which the nature and significance of their relationship with the primary government are such that their exclusion would cause the reporting entity's financial statements to be misleading or incomplete. Component units are legally separate organizations for which the elected officials of the primary government are financially accountable. The primary government is financially accountable if it appoints a voting majority of the organization's governing body and (1) it is able to impose its will on that organization or (2) there is a potential for the organization to provide specific financial benefits to or burdens on the primary government. The primary government may be financially accountable if an organization is fiscally dependent on the primary government. This report does not contain any component units.

B. CHANGES IN ACCOUNTING METHODS AND BASIS OF FINANCIAL STATEMENT PRESENTATION

In June 1999 the Governmental Accounting Standards Board (GASB) issued Statement No. 34 *Basic Financial Statements – and Management's Discussion and Analysis – for State and Local Governments*(GASB 34). Statement No. 34 makes the most significant change in financial reporting in over twenty years. Subsequent to the issuance of GASB 34, GASB issued the following standards to be implemented at the same time GASB 34 is adopted; Statement No. 37, *Basic Financial Statements and Management's Discussion and Analysis For State and Local Governments: Omnibus*, Statement No. 38, *Certain Financial Statement Note Disclosures and Interpretation No. 6. Recognition and Measurement of Certain Liabilities and Expenditures in Governmental Fund Financial Statements*.

The District has implemented this standard effective July 1, 2003 and accordingly has also implemented the provisions of GASB 37, GASB 38 and Interpretation No. 6.

Statement No. 34, among many other changes, adds two new "Government-Wide" (District-Wide) financial statements as basic financial statements required for all governmental units. The Statement of Net Position and the Statement of Activities are the two new required statements. Both statements are prepared on the full accrual basis. Previously, in accordance with accounting standards for governmental units, the District used the modified accrual basis of accounting for certain funds. The modified accrual basis of accounting continues to be the appropriate basis of accounting for governmental activity fund financial statements.

In addition, all funds are reported as governmental activities or fiduciary funds. The definitions for these types of activities are discussed in other portions of Note 1.

Finally, all non-fiduciary funds are further classified as major or non-major funds. In reporting financial condition and results of operations for governmental units, the new standard concentrates on major funds versus non-major funds.

SCHOOL DISTRICT OF IOLA-SCANDINAVIA

NOTES TO FINANCIAL STATEMENTS

June 30, 2016

NOTE 1 – SUMMARY OF SIGNIFICANT ACCOUNTING POLICIES (continued)

C. BASIS OF PRESENTATION

District-wide Financial Statements

The statement of net position and statement of activities display information about the reporting government as a whole. They include all funds of the reporting entity except for fiduciary funds. The statements distinguish between governmental and business-type activities. Governmental activities generally are financed through taxes, intergovernmental revenues, and other nonexchange revenues. The District does not report any business-type activities.

The statement of activities demonstrates the degree to which the direct expenses of a given function or segment are offset by program revenues. Direct expenses are those that are clearly identifiable with a specific function or segment. The District does not allocate indirect expenses to functions in the Statement of Activities. Program revenues included 1) charges to customers or applicants who purchase, use or directly benefit from goods, services, or privileges provided by a given function or segment and 2) grants and contributions that are restricted to meeting the operational or capital requirements of a particular function or segment. Taxes and other items not properly included among program revenues are reported instead as general revenues.

Separate financial statements are provided for governmental funds and fiduciary funds, even though the latter are excluded from the district-wide financial statements. Major individual governmental funds are reported as separate columns in the fund financial statements.

As a general rule, the effect of interfund activity has been eliminated from the district-wide financial statements.

Internally dedicated resources are reported as general revenues rather than as program revenues.

Fund Financial Statements

Fund financial statements of the reporting entity are organized into funds each of which are considered to be separate accounting entities. Each fund is accounted for by providing a separate set of self-balancing accounts, which constitutes its assets, liabilities, fund equity, revenues, and expenditures.

Funds are organized as major funds or non-major funds within the governmental and fiduciary statements. An emphasis is placed on major funds within the governmental category. A fund is considered major if it is the primary operating fund of the District or meets the following criteria:

- a. Total assets, liabilities, revenues, or expenditures of that individual governmental fund are at least 10 percent of the corresponding total for all funds of that category or type, and
- b. Total assets, liabilities, revenues or expenditures of the individual governmental fund are at least 5 percent of the corresponding total for all governmental funds combined.
- c. In addition, any other governmental fund that the District believes is particularly important to financial statement users may be reported as a major fund.

SCHOOL DISTRICT OF IOLA-SCANDINAVIA

NOTES TO FINANCIAL STATEMENTS
June 30, 2016

NOTE 1 – SUMMARY OF SIGNIFICANT ACCOUNTING POLICIES (continued)

C. BASIS OF PRESENTATION (continued)

GOVERNMENTAL ACTIVITIES

Governmental funds are identified as either general, special revenue, debt service, capital projects, or permanent funds based upon the following guidelines.

General Fund

The General Fund is the general operating fund of the District and is always classified as a major fund. It is used to account for all financial resources except those required to be accounted for in another fund. The special education fund has been combined with the general fund as the general fund is the primary source of financing for this fund.

Special Revenue Funds

Special Revenue Funds are used to account for the proceeds of specific revenue sources (other than major capital projects or expendable trusts) that are legally restricted to expenditures for specified purposes.

Debt Service Funds

Debt Service Funds are used to account for the accumulation of resources for, and the payment of, general long-term debt principal, interest, and related costs.

Capital Projects Funds

Capital Projects Funds are used to account for financial resources to be used for the acquisition or construction of major capital facilities (other than those financed by proprietary funds and trust funds).

Permanent Funds

Permanent Funds are used to account for resources legally held in trust. All resources of the fund, including any earnings on invested resources, may be used to support the organization.

FIDUCIARY FUNDS (Not included in district-wide statements)

Private-Purpose Trust Funds

Private-Purpose Trust Funds are used to account for resources legally held in trust for student scholarships.

Employee Benefit Trust Fund

Employee benefit trust fund is used to account for resources and payments of the District's post employment employee benefits held in a legally separate trust.

Agency Funds

Agency Funds are used to account for assets held by the District as an agent for individuals, private organizations, and/or other governmental units.

SCHOOL DISTRICT OF IOLA-SCANDINAVIA

NOTES TO FINANCIAL STATEMENTS
June 30, 2016

NOTE 1 – SUMMARY OF SIGNIFICANT ACCOUNTING POLICIES (continued)

C. BASIS OF PRESENTATION (continued)

GOVERNMENTAL ACTIVITIES (continued)

Major Funds

The District reports the following major governmental funds:

- General Fund
- Special Revenue Trust Fund
- Debt Service Fund

Non-major Funds

The District reports the following non-major funds:

- Special Revenue Funds –
 - Food Service Fund
 - Community Service Fund
- Capital Project Funds -
 - Long-Term Capital Improvement Trust Fund

Fiduciary Funds

The District reports the following fiduciary funds:

- Private – Purpose Trust Funds –
 - Scholarship Fund
 - Employee Benefits Fund
- Agency Funds –
 - Student Activity Fund

D. BASIS OF ACCOUNTING

The district-wide Statement of Net Position and Statement of Activities are presented using the economic resources measurement focus and the accrual basis of accounting. Under the accrual basis of accounting, revenues are recognized when earned and expenses are recorded when the liability is incurred or economic asset used. Revenues, expenses, gains, losses, assets, and liabilities resulting from exchange and exchange-like transactions are recognized when the exchange takes place.

The modified accrual basis of accounting is followed by the governmental funds and agency funds. Under the modified accrual basis of accounting, revenues are recorded when susceptible to accrual, i.e., both measurable and available. Available means collectible within the current period or soon enough thereafter to be used to pay liabilities of the current period. Expenditures are recorded when the related fund liability is incurred, except for unmatured interest on long-term debt, claims, judgments, compensated absences, and pension expenditures, which are recorded as a fund liability when expected to be paid with expendable available financial resources.

Property tax revenues are recognized as revenue in the fiscal year levied as the District considers the property taxes as due prior to June 30. The District considers the taxes as due on January 1, the date from which interest and penalties accrue for non-payment of a scheduled installment. Full receipt of the entire levy is assured within sixty days of the school's fiscal year end. Receipt of the balance of taxes levied within sixty days meets the requirements for availability in accordance with generally accepted accounting principles applicable to governmental entities.

SCHOOL DISTRICT OF IOLA-SCANDINAVIA

NOTES TO FINANCIAL STATEMENTS
June 30, 2016

NOTE 1 – SUMMARY OF SIGNIFICANT ACCOUNTING POLICIES (continued)

D. BASIS OF ACCOUNTING (continued)

Property taxes are collected by local taxing districts until January 31. Real estate tax collections after that date are made by the county, which assumes all responsibility for delinquent real estate taxes.

The aggregate amount of property taxes to be levied for district purposes is determined according to provisions of Chapter 120 of the Wisconsin Statutes. Property taxes levied by the District are certified to local taxing districts for collection. Property taxes attach as an enforceable lien as of January 1. Taxes are levied in December on the assessed value as of the prior January 1.

Property tax calendar – 2015 tax roll:

Lien date and levy date	October, 2015
Tax bills mailed	December, 2015
Payment in full, or	January 31, 2016
First installment due	January 31, 2016
Second installment due	July 31, 2016
Personal property taxes in full	January 31, 2016
Tax sale 2015 delinquent real estate taxes	October, 2019

State general and categorical aids and other entitlements are recognized as revenue in the period the District is entitled to the resources and the amounts are available. Expenditure-driven programs currently reimbursable are recognized as revenue when the qualifying expenditures have been incurred and the amounts are available. Amounts owed to the District which are not available are recorded as receivables and deferred revenue. Amounts received prior to the entitlement period are also recorded as deferred revenue.

Revenues susceptible to accrual include property taxes, miscellaneous taxes, expenditure-driven grant programs, public charges for services, and investment income.

Charges for services provided other educational agencies and private parties are recognized as revenue when services are provided. Charges for special educational services are not reduced by anticipated state special education aid entitlements.

For governmental fund financial statements, deferred resources arise when potential revenue does not meet both the “measurable” and “available” criteria for recognition in the current period. Deferred resources also arise when resources are received before the District has a legal claim to them, as when grant monies are received prior to the incurrence of qualifying expenditures. In subsequent periods, when both revenue recognition criteria are met, or when the District has a legal claim to the resources, the liability for deferred resources is removed from the combined balance sheet and revenue is recognized.

In addition to assets, the statement of net position will sometimes report a separate action for deferred outflows of resources. This separate financial statement element, deferred outflows of resources, represents a consumption of net position that applies to a future period(s) and so will not be recognized as an outflow of resources (expense/expenditure) until then.

In addition to liabilities, the statement of net position will sometimes report a separate section for deferred inflows of resources. This separate financial statement element, deferred inflows of resources, represents an acquisition of net position that applies to a future period and so will not be recognized as an inflow of resources (revenue) until that time.

SCHOOL DISTRICT OF IOLA-SCANDINAVIA

NOTES TO FINANCIAL STATEMENTS
June 30, 2016

NOTE 1 – SUMMARY OF SIGNIFICANT ACCOUNTING POLICIES (continued)

E. MEASUREMENT FOCUS

On the district-wide Statement of Net Position and Statement of Activities governmental activities are presented using the economic resources measurement focus. Under this concept, revenues and expenses are matched using the accrual basis of accounting.

The measurement focus of all governmental funds is the flow of current financial resources concept. Under this concept, sources and uses of financial resources, including capital outlays, debt proceeds and debt retirements are reflected in operations. Resources not available to finance expenditures and commitments of the current period are recognized as deferred revenue or a reservation of fund equity. Liabilities for claims, judgments, compensated absences and pension contributions which will not be currently liquidated using expendable available financial resources are included as liabilities in the district-wide financial statements but are excluded from the governmental fund financial statements. The related expenditures are recognized in the governmental fund financial statements when the liabilities are liquidated.

F. INVENTORIES

Governmental fund inventories are recorded at cost based on the FIFO (first-in, first-out) method using the consumption method of accounting.

G. LONG-TERM OBLIGATIONS

The accounting treatment of long-term debt depends on whether the assets are used in governmental fund operations or proprietary fund operations and whether they are reported in the district-wide or fund financial statements.

All long-term debt to be repaid from governmental resources are reported as liabilities in the district-wide statements. The long-term debt consists primarily of notes, bonds or loans payable, capital leases and accrued compensated absences.

Long-term debt for governmental funds is not reported as a liability in the fund financial statements. The debt proceeds are reported as other financing sources, and payment of principal and interest are reported as expenditures.

H. CAPITAL ASSETS

District-Wide Statements

In the district-wide financial statements, fixed assets are accounted for as capital assets. All fixed assets are valued at historical cost or estimated historical cost if actual is unavailable, except for donated fixed assets, which are recorded at their estimated fair value at the date of donation.

Prior to July 2003, governmental funds' capital assets were accounted for in the general fixed asset account group and were not recorded directly as a part of any individual fund's financial statements. Upon implementing GASB 34 governmental units are required to account for all fixed assets including infrastructure in the district-wide statements. Infrastructure assets may be accounted for prospectively from the date of implementation.

SCHOOL DISTRICT OF IOLA-SCANDINAVIA

NOTES TO FINANCIAL STATEMENTS
June 30, 2016

NOTE 1 – SUMMARY OF SIGNIFICANT ACCOUNTING POLICIES (continued)

H. CAPITAL ASSETS (continued)

District-Wide Statements (continued)

Depreciation of all exhaustible fixed assets is recorded as an allocated expense in the Statement of Activities, with accumulated depreciation reflected in the Statement of Net Assets. Depreciation is provided over the assets' estimated useful lives using the straight-line method of depreciation. The range of estimated useful lives by type of asset is as follows:

- Site improvements	10-20 years
- Buildings	50 years
- Building improvements	20 years
- Furniture and equipment	5-15 years
- Computer and related technology	5 years

The cost of normal maintenance and repairs that do not add to the value of the asset or materially extend its life are not capitalized.

Fund Financial Statements

In the fund financial statements, fixed assets used in governmental fund operations are accounted for as capital outlay expenditures of the governmental fund upon acquisition. Fixed assets are not capitalized and related depreciation is not reported in the fund financial statements.

I. INTERFUND RECEIVABLES AND PAYABLES

During the course of operations transactions occur between individual funds that may result in amounts owed between funds. Short-term interfund loans are reported as "due to and from other funds." Long-term interfund loans (noncurrent portion) are reported as "advances from and to other funds." Interfund receivables and payables between funds within governmental activities are eliminated in the Statement of Net Assets.

J. BUDGETS

Operating budgets are adopted each fiscal year for all governmental funds in accordance with Section 65.90 of the Wisconsin Statutes using the budgetary accounting basis prescribed by the Wisconsin Department of Public Instruction. The legally adopted budget and budgetary expenditure control is exercised at the function level in the general fund and at the fund level for all other funds. Reported budget amounts are as originally adopted or as amended by Board of Education resolution.

SCHOOL DISTRICT OF IOLA-SCANDINAVIA

NOTES TO FINANCIAL STATEMENTS
June 30, 2016

NOTE 1 – SUMMARY OF SIGNIFICANT ACCOUNTING POLICIES (continued)

J. BUDGETS (continued)

The District follows these procedures in establishing the budgetary data:

- a) Based upon requests from District staff, district administration recommends budget proposals to the Board of Education.
- b) The Board prepares a proposed budget including proposed expenditures and the means of financing them for the July 1 through June 30 fiscal year.
- c) Pursuant to a public budget hearing, the Board may make alterations to the proposed budget.
- d) Once the Board (following the public hearing) adopts the budget, no changes may be made in the amount of tax to be levied or in the amount of the various appropriations and the purposes of such appropriations, unless authorized by a 2/3 vote of the entire board
- e) Appropriations lapse at year-end unless authorized as a carryover by the Board. The portion of fund balance representing carryover appropriations is reported as committed or assigned fund balance.

K. ALLOWANCE FOR UNCOLLECTIBLE ACCOUNTS

No allowance for uncollectible accounts has been recorded as all amounts are considered collectible.

L. COMPENSATED ABSENCES AND OTHER EMPLOYEE BENEFIT AMOUNTS

The District's policy regarding sick leave allows a certified teacher ten (10) days per year accumulating to a total of ninety (90) days. The liability for unused sick leave for certified staff lapses upon retirement or termination.

The District's policy regarding sick leave allows a noncertified employee ten (10) days per year accumulating to a total of sixty-five (65). A sick day is equivalent to the actual hours worked for non-fulltime employees. A noncertified employee with ten years of service with the District, who resigns or retires, is entitled to \$20 per unused sick leave day for those days above forty-five (45) days to a maximum of twenty (20) such excess days.

Vacation days are not carried over from year to year.

Accumulated benefits are recorded as an expenditure in the year used. The estimated liability for employee's rights to receive compensation for possible future absences consists of \$687,587 for personal days and unused sick leave.

M. POST EMPLOYMENT BENEFITS OTHER THAN PENSION BENEFITS

Teachers who retired prior to July 1, 2012, were at least 55 years of age and had completed 15 years of full time employment with the District are eligible for early retirement. The District will contribute a monthly amount toward the retiree's health/dental insurance starting in September, following the retirement date, through the month in which the retiree reaches age 65 based on two formulas as selected by the retiree. See Note 15.

Non-administrative certified professional staff retiring between June 30, 2014 through June 30, 2016, who are at least 55 years of age and have at least 15 years of consecutive service with the district are eligible for an HRA contribution. The amount is determined by multiplying \$200 per year of service up to a maximum of 30 years. The resulting amount is contributed annually for a set number of years based on retirement date.

SCHOOL DISTRICT OF IOLA-SCANDINAVIA

NOTES TO FINANCIAL STATEMENTS
June 30, 2016

NOTE 1 – SUMMARY OF SIGNIFICANT ACCOUNTING POLICIES (continued)

N. OTHER ASSETS

In governmental funds, debt issuance costs are recognized in the current period. For the district-wide financial statements, governmental activity debt issuance costs are amortized over the life of the debt issue.

O. CLAIMS AND JUDGMENTS

Claims and judgments are recorded as liabilities if all the conditions of Governmental Accounting Standards Board pronouncements are met. Claims and judgments that would normally be liquidated with expendable available financial resources are recorded during the year as expenditures in the governmental funds. If they are not to be liquidated with expendable available financial resources, no liability is recognized in the governmental fund statements. The related expenditure is recognized when the liability is liquidated. Claims and judgments are recorded in the district-wide financial statements as expense when the related liabilities are incurred. There were no significant claims or judgments at year-end.

P. INTERFUND TRANSACTIONS

Quasi-external transactions are accounted for as revenues, expenditures or expenses. Transactions that constitute reimbursements to a fund for expenditures/expenses initially made from it that are properly applicable to another fund, are recorded as expenditures/expenses in the reimbursing fund and as reductions of expenditures/expenses in the fund that is reimbursed. All other interfund transactions, except quasi-external transactions and reimbursements, are reported as transfers. Nonrecurring or nonroutine permanent transfers of equity are reported as residual equity transfers. All other interfund transfers are reported as operating transfers.

Q. EQUITY CLASSIFICATIONS

District-Wide Statements

Equity is classified as net position and displayed in three components:

- a. Net investment in capital assets – Consists of capital assets including restricted capital assets, net of accumulated depreciation and reduced by the outstanding balances of any bonds, mortgages, notes, or other borrowings that are attributable to the acquisition, construction, or improvement of those assets. If there are significant unspent related debt proceeds at year-end, the portion of the debt attributable to the unspent proceeds are not included in the calculation of net investment in capital assets.
- b. Restricted net position – Consists of net position with constraints placed on the use either by 1) external groups such as creditors, grantors, contributors, or laws or regulations of other governments or, 2) law through constitutional provisions or enabling legislation.
- c. Unrestricted net position – All other net position that do not meet the definition of “restricted” or “net investment in capital assets.”

When both restricted and unrestricted resources are available for use, it is the District’s policy to use restricted resources first, then unrestricted resources as they are needed.

SCHOOL DISTRICT OF IOLA-SCANDINAVIA

NOTES TO FINANCIAL STATEMENTS
June 30, 2016

NOTE 1 – SUMMARY OF SIGNIFICANT ACCOUNTING POLICIES (continued)

Q. EQUITY CLASSIFICATIONS (continued)

Fund Statements

Governmental fund equity is classified as fund balance.

The governmental fund financial statements present fund balances based on classifications that comprise a hierarchy that is based primarily on the extent to which the District is bound to honor constraints on the specific purposes for which amounts in the respective governmental funds can be spent. The classifications used in the governmental fund financial statements are as follows:

- **Nonspendable:** This classification includes amounts that cannot be spent because they are either (a) not in spendable form or (b) are legally or contractually required to be maintained intact. The District has classified prepaid items as being nonspendable as these items are not expected to be converted to cash or are not expected to be converted to cash within the next year and the principal balance in the special revenue trust fund as it is required to be maintained intact.
- **Restricted:** This classification includes amounts for which constraints have been placed on the use of the resources either (a) externally imposed by creditors (such as through a debt covenant), grantors, contributors, or laws or regulations of other governments, or (b) imposed by law through constitutional provisions or enabling legislation. Debt service resources are only available to service debt, a portion of the special revenue trust fund balance is earnings on the principal which is restricted for use by this fund and food service and community service resources are required by board policy and law to be used within those programs.
- **Committed:** This classification includes amounts that can be used only for specified purposes pursuant to constraints imposed by formal action of the School Board. These amounts cannot be used for any other purpose unless the School Board removes or changes the specified use by taking the same type of action (ordinance or resolution) that was employed when the funds were initially committed. This classification also includes contractual obligations to the extent that existing resources have been specifically committed for use in satisfying those contractual requirements.
- **Assigned:** This classification includes amounts that are constrained by the District's intent to be used for a specific purpose but are neither restricted nor committed. This intent can be expressed by the School Board or through the School Board delegating this responsibility to its representative. This classification includes the fund balance for the General Fund. The District has assigned funds for maintaining an adequate fund balance to minimize borrowing for short-term purposes.
- **Unassigned:** This classification includes any residual fund balance of the General Fund.

The District would typically use restricted fund balances first, followed by committed resources, and then assigned resources, as appropriate opportunities arise, but reserves the right to selectively spend unassigned resources first to defer the use of these other classified funds.

R. USE OF ESTIMATES

The preparation of financial statements in conformity with generally accepted accounting principles requires management to make estimates and assumptions that affect the reported amounts of assets and liabilities and disclosure of contingent assets and liabilities at the date of the financial statements and the reported amounts of revenues and expenditures during the reporting period. Actual results could differ from those estimates.

SCHOOL DISTRICT OF IOLA-SCANDINAVIA

NOTES TO FINANCIAL STATEMENTS
June 30, 2016

NOTE 2 – DEPOSITS AND INVESTMENTS

Total deposits and investments of the District consist of the following:

Deposits	\$ 2,543,798
Investments	<u>1,184,007</u>
Total Deposits and Investments	<u>\$ 3,727,805</u>
Per statement of net position - deposits and investments	\$ 3,094,070
Per statement of net position - fiduciary funds	<u>633,735</u>
Total	<u>\$ 3,727,805</u>

Deposits

At year end, the carrying amount of the District's deposits was \$2,543,798 and the bank balance was \$2,699,486. The difference between the carrying amount and the bank balance represents outstanding checks and deposits in transit.

Of the bank balance, \$1,184,207 was covered by federal depository insurance and collateral and \$1,515,279 was uninsured and uncollateralized.

Deposits in each local and area bank are insured by the FDIC in the amount of \$250,000 for interest bearing accounts and \$250,000 for noninterest bearing accounts.

Bank accounts are also insured by the State Deposit Guarantee Fund in the amount of \$400,000. However, due to the relatively small size of the Guarantee Fund in relationship to the total deposits covered and other legal implications, recovery of material principal losses may not be significant to individual municipalities. This coverage has not been considered in computing the amounts covered by insurance above.

Fluctuating cash flows during the year due to tax collections, receipts of state aids and/or proceeds from borrowing may have resulted in temporary balances exceeding insured amounts by substantially higher amounts.

The business manager and school board monthly review bank deposits versus FDIC coverage and annually review depository ratings.

Custodial credit risk for deposits is the risk that in the event of a bank failure, the deposits may not be returned. The policy requires deposits to be made only in banks with FDIC coverage. The board approves depositories annually and as changes occur based on a recommendation from management.

SCHOOL DISTRICT OF IOLA-SCANDINAVIA

NOTES TO FINANCIAL STATEMENTS
June 30, 2016

NOTE 2 – DEPOSITS AND INVESTMENTS (continued)

Deposits (continued)

INVESTMENTS

Investment of District funds is restricted by state statutes. Available investments are limited to:

- Time deposits in any credit union, bank, savings bank, trust company or savings and loan association maturing in three years or less.
- Bonds or securities of any county, city, drainage district, technical college district, district, town, or school district of the state.
- Bonds or securities issued or guaranteed by the federal government.
- The local government investment pool.
- Any security maturing in seven years or less and having the highest or second highest rating category of a nationally recognized rating agency.
- Securities of an open-end management investment company or investment trust, subject to various conditions and investment options.
- Repurchase agreements with public depositories, with certain conditions.
- Bonds issued by a local exposition district.
- Bonds issued by a local professional baseball park district.
- Bonds issued by the University of Wisconsin Hospital and Clinics Authority.
- Bonds issued by a local football stadium district.
- Bonds issued by a local arts district.
- Bonds issued by the Wisconsin Aerospace Authority.

INTEREST RATE RISKS

Interest rate risk is the risk that changes in market interest rates will adversely affect the fair value of an investment. Generally, the longer the maturity of an investment, the greater the sensitivity of its fair value to changes in market interest rates.

The District's investment policy does not limit investment maturities as a means of managing its exposure to fair value losses arising from increasing interest rates.

Information about the sensitivity of the fair values of the District's investments to market interest rate fluctuations is provided by the following table that shows the distribution of the District's investments by maturity in years:

	Fair Value	< 1	1-5	6-10	> 10
Local Government Investment Pool	\$ 1,084,007	\$ 1,084,007	\$ -	\$ -	\$ -
U.S. Government Securities	100,000	-	50,000	-	50,000
Totals	\$ 1,184,007	\$ 1,084,007	\$ 50,000	\$ -	\$ 50,000

SCHOOL DISTRICT OF IOLA-SCANDINAVIA

NOTES TO FINANCIAL STATEMENTS
June 30, 2016

NOTE 2 – DEPOSITS AND INVESTMENTS (continued)

Deposits (continued)

CREDIT RISK

Generally, credit risk is the risk that an issuer of an investment will not fulfill its obligation to the holder of the investment. State law limits investments in commercial paper, corporate bonds and mutual bond funds to the top two ratings issued by nationally recognized statistical rating organizations. The District's investment policy does not further limit its investment choices. At year end, the District's investments consisted of the following:

	<u>Carrying Amount</u>	<u>Rating</u>
WI Local Government Investment Pool	\$ 1,084,007	Not Rated
U.S. Government Securities	<u>100,000</u>	Not Rated
Totals	<u><u>\$ 1,184,007</u></u>	

Fair (Market) Value of Deposits and Investments

Deposits and investments are reported at fair value. At year end, the fair value of the District's deposits and investments approximated original cost; therefore no fair value adjustments were necessary.

Determining Fair Value

Fair value of the District's deposits and investments are determined as follows:

- 1) Deposits and investments with stated interest rates (savings account and certificates of deposits) are stated at cost, and
- 2) State of Wisconsin Local Government Investment Pool fair value is determined by the Pool's investment board based on published market quotations.
- 3) Government securities fair value is based upon quoted market prices.

Investment Pool Information

Participation in the State of Wisconsin Local Government Investment Pool is voluntary. The Pool's regulatory oversight is provided by state statutes and its investment board. The fair value of the District's position in the Pool is the same as the value of the Pool shares. At year end, the Pool's fair value was 100 percent of book value.

Income Allocation

Interest income is generally allocated to the fund that owns the certificate of deposit, money market account, savings account, and investment. Interest income from special education, food services and community service funds is reported in the general fund.

SCHOOL DISTRICT OF IOLA-SCANDINAVIA

NOTES TO FINANCIAL STATEMENTS
June 30, 2016

NOTE 3 – CAPITAL ASSETS

Capital asset activity for the year was as follows:

	Beginning Balance	Additions	Adjustments & Deletions	Ending Balance
Capital assets not being depreciated				
Sites	\$ 199,081	\$ -	\$ -	\$ 199,081
Capital assets being depreciated				
Site improvements	272,704	-	(2,044)	270,660
Buildings and improvements	13,896,712	-	64,048	13,960,760
Furniture and equipment	2,974,065	111,282	(1,434,399)	1,650,948
Total Capital Assets Being Depreciated	17,143,481	111,282	(1,372,395)	15,882,368
Less: Accumulated depreciation for				
Site improvements	(158,176)	(12,369)	6,356	(164,189)
Buildings and improvements	(5,684,039)	(290,090)	(8,375)	(5,982,504)
Furniture and equipment	(2,197,815)	(103,271)	1,084,729	(1,216,357)
Total Accumulated Depreciation	(8,040,030)	(405,730)	1,082,710	(7,363,050)
Net Capital Assets	\$ 9,302,532	\$ (294,448)	\$ (289,685)	\$ 8,718,399

Depreciation expense was charged to functions as follows:

Instruction	
Regular	\$ 29,876
Vocational	18,865
Support services	
Instructional support services	174
Administration	250
Buildings and grounds	8,303
Food service	6,294
Unallocated	341,968
Total Depreciation Expense	\$ 405,730

SCHOOL DISTRICT OF IOLA-SCANDINAVIA

NOTES TO FINANCIAL STATEMENTS
June 30, 2016

NOTE 3 – CAPITAL ASSETS (continued)

The fund and function detail of capital asset additions is as follows:

	General Fund	Special Revenue Trust Fund	Special Education Fund	Food & Community Services Funds
Instruction				
Instructional support services	\$ 5,231	\$ -	\$ -	\$ -
Administration	3,695	-	-	-
Buildings and grounds	4,500	-	-	-
Other support services	87,071	-	-	-
Community services	-	-	-	10,785
	<u>\$ 100,497</u>	<u>\$ -</u>	<u>\$ -</u>	<u>\$ 10,785</u>
Totals	<u>\$ 100,497</u>	<u>\$ -</u>	<u>\$ -</u>	<u>\$ 10,785</u>

NOTE 4 – LONG-TERM OBLIGATIONS

Long-term liability activity for the year was as follows:

	Beginning Balance	Increases	Decreases	Ending Balance	Amounts Due Within One Year
Bonds, Notes and Loans Payable					
General obligation debt	\$ 2,780,000	\$ 78,113	\$ 540,000	\$ 2,318,113	\$ 563,969
Capital leases	85,949	11,335	83,221	14,063	5,218
Other Long-Term Liabilities					
Net pension liability	-	441,204	-	441,204	-
Total Long-Term Liabilities	<u>\$ 2,865,949</u>	<u>\$ 530,652</u>	<u>\$ 623,221</u>	<u>\$ 2,773,380</u>	<u>\$ 569,187</u>

General Obligation Debt

All general obligation bonds, notes and loans payable are backed by the full faith and credit of the District. Bonds, notes and loans in the governmental funds will be retired by future property tax levies.

Type	Date of Issue	Final Maturity	Interest Rate	Original Indebtedness	End of Year Balance
General Obligation Debt:					
Refunding Bonds	1/5/2012	4/1/2020	.6% - 2.0%	\$ 4,380,000	\$ 2,240,000
Notes payable	6/23/2016	6/23/2020	1.9%	78,113	78,113
Other Long-Term Liabilities					
Capital leases payable					14,063
Net pension liability					441,204
Total Governmental Activities Long-Term Obligations					<u>\$ 2,773,380</u>

SCHOOL DISTRICT OF IOLA-SCANDINAVIA

NOTES TO FINANCIAL STATEMENTS
June 30, 2016

NOTE 4 – LONG-TERM OBLIGATIONS (continued)

Interest expense of \$45,575 was incurred and \$48,046 was paid for the year. Interest expense was not allocated to any other functions.

Debt service requirements to maturity on general obligation debt are as follows:

<u>Year</u>	<u>Principal</u>	<u>Interest</u>	<u>Total</u>
2017	\$ 563,969	\$ 40,931	\$ 604,900
2018	574,337	32,388	606,725
2019	584,712	22,578	607,290
2020	595,095	11,742	606,837
Totals	<u>\$ 2,318,113</u>	<u>\$ 107,639</u>	<u>\$ 2,425,752</u>

Estimated payments of accumulated employee benefits and other commitments are not included in the schedule on the previous page.

In accordance with Wisconsin Statutes, total general obligation indebtedness of the District may not exceed ten percent of the equalized value of taxable property within the District's jurisdiction. The debt limit at year-end was \$39,510,181. Total general obligation debt outstanding at year-end was \$2,318,113.

NOTE 5 - LEASE DISCLOSURES

LESSEE - CAPITAL LEASES

The District leases equipment through 2020. The following is a schedule, by year, of the future minimum lease payments:

<u>Year Ending June 30</u>	
2017	\$ 6,252
2018	3,402
2019	3,402
2020	3,402
Total	<u>16,458</u>
Less amount representing interest	<u>2,396</u>
Principal portion	<u>\$ 14,062</u>

The cost of the equipment was \$25,970.

LESSEE - OPERATING LEASES

The District has no material operating leases with a remaining non-cancellable term exceeding one year.

LESSOR - CAPITAL LEASES

The District has no material outstanding sales-type or direct financing leases.

LESSOR - OPERATING LEASES

The District does not receive material lease payments from property rented to others.

SCHOOL DISTRICT OF IOLA-SCANDINAVIA

NOTES TO FINANCIAL STATEMENTS
June 30, 2016

NOTE 6 – EMPLOYEES’ RETIREMENT SYSTEM

All eligible (District) employees participate in the Wisconsin Retirement System (WRS), a cost-sharing, multiple-employer, defined benefit, public employee retirement system. All employees, initially employed by a participating WRS employer prior to July 1, 2011, expected to work at least 600 hours a year (440 hours for teachers and school district educational support employees) and expected to be employed for at least one year from employee’s date of hire are eligible to participate the WRS. All employees, initially employed by a participating WRS employer on or after July 1, 2011, and expected to work at least 1200 hours a year (880 hours of teachers and school district educational support employees) and expected to be employed for at least one year from employee’s date of hire are eligible to participate in the WRS.

Note: employees hired to work nine or ten months per year, (e.g. teachers contracts), but expected to return year after year are considered to have met the one-year requirement.

Prior to June 29, 2011, covered employees in the General/Teacher/Educational Support Personnel category were required by statute to contribute 6.5% of their salary (3.9% for Executives and Elected Officials, 5.8% for Protective Occupations with Social Security, and 4.8% for Protective Occupations without Social Security) to the plan. Employers could make these contributions to the plan on behalf of employees. Employers were required to contribute an actuarially determined amount necessary to fund the remaining projected cost of future benefits.

Effective the first day of the first pay period on or after June 29, 2011 the employee required contribution was changed to one-half of the actuarially determined contribution rate for General category employees, including Teachers, and Executives and Elected Officials. Required contributions for protective contributions are the same rate as general employees. Employers are required to contribute the remainder of the actuarially determined contribution rate. The employer may not pay the employee required contribution unless provided for by an existing collective bargaining agreement. Contribution rates for 2016 are:

	<u>Employee</u>	<u>Employer</u>
General (including Teachers)	6.60%	6.60%
Executives & Elected Officials	6.60%	6.60%
Protective with Social Security	6.60%	9.40%
Protective without Social Security	6.60%	13.20%

The payroll for District employees covered by the WRS for the year ended June 30, 2016 was \$3,311,625; the employer’s total payroll was \$4,271,310. The total required contribution for the year ended June 30, 2016 was \$495,819, which consisted of \$247,909 from the employer and \$247,910 from employees. Total contributions for the years ending June 30, 2015 and 2014 were \$527,523 and \$463,321, respectively, equal to the required contributions for each year.

Employees who retire at or after age 65 (62 for elected officials and 54 for protective occupation employees with less than 25 years of service, 53 for protective occupation employees with more than 25 years of service) are entitled to receive a retirement benefit. Employees may retire at age 55 (50 for protective occupation employees) and receive actuarially reduced benefits. The factors influencing the benefit are: (1) final average earnings, (2) years of creditable service, and (3) a formula factor. A final average earning is the average of the employee’s three highest years’ earnings. Employees terminating covered employment and submitting application before becoming eligible for a retirement benefit may withdraw their contributions and, by doing so, forfeit all rights to any subsequent benefit. For employees beginning participation on after January 1 1990, and no longer actively employed on or after April 24, 1998, creditable service in each of five years is required for eligibility for a retirement annuity. Participants employed prior to 1990 and on or after April 24, 1998 and prior to July 1, 2011 are immediately vested. Participants who initially become WRS eligible on or after July 1, 2011 must have five years of creditable service to be vested.

The WRS also provides death and disability benefits for employees. Eligibility and the amount of all benefits are determined under Chapter 40 of Wisconsin Statutes. The WRS issues an annual financial report that may be obtained by writing to the Department of Employee Trust Funds, PO Box 7931, Madison, WI 53707-7931.

SCHOOL DISTRICT OF IOLA-SCANDINAVIA

NOTES TO FINANCIAL STATEMENTS
June 30, 2016

NOTE 6 – EMPLOYEES’ RETIREMENT SYSTEM (continued)

Summary of Significant Accounting Policies

Pensions. For purposes of measuring the net pension liability (asset), deferred outflows of resources and deferred inflows of resources related to pensions, and pension expense, information about the fiduciary net position of the Wisconsin Retirement System (WRS) and additions to/deductions from WRS’ fiduciary net position have been determined on the same basis as they are reported by WRS. For this purpose, benefit payments (including refunds of employee contributions) are recognized when due and payable in accordance with the benefit terms. Investments are reported at fair value.

Accounting Changes. The WRS adopted GASB Statement No. 82, *Pension Issues, an amendment of GASB No. 67, No. 68, and No. 73* during the year ended December 31, 2015. Statement No. 82 addresses the presentation of payroll-related measures in the Required Supplementary Information, the selection of assumptions used in determining the total pension liability and related measures, and the classification of employer-paid member contributions. Beginning net position was adjusted to \$678,339 from \$678,526.

General Information About the Pension Plan

Plan Description. The WRS is a cost-sharing multiple-employer defined benefit pension plan. WRS benefits and other plan provisions are established by Chapter 40 of the Wisconsin Statutes. Benefit terms may only be modified by the legislature. The retirement system is administered by the Wisconsin Department of Employee Trust Funds (ETF). The system provides coverage to all eligible State of Wisconsin, local government and other public employees. All employees, initially employed by a participating WRS employer on or after July 1, 2011, and expected to work at least 1,200 hours a year (880 hours for teachers and school district educational support employees) and expected to be employed for at least one year from employee’s date of hire are eligible to participate in the WRS.

ETF issues a standalone Comprehensive Annual Financial Report (CAFR), which can be found at <http://etf.wi.gov/publications/cafr.htm>.

Vesting. For employees beginning participation on or after January 1, 1990, and no longer actively employed on or after April 24, 1998, creditable service in each of five years is required for eligibility for a retirement annuity. Participants employed prior to 1990 and on or after April 24, 1998, and prior to July 1, 2011, are immediately vested. Participants who initially became WRS eligible on or after July 1, 2011, must have five years of credible service to be vested.

Benefits Provided. Employees who retire at or after age 65 (54 for protective occupation employees, 62 for elected officials and State executive participants) are entitled to receive an unreduced retirement benefit. The factors influencing the benefit are: (1) final average earnings, (2) years of credible service, and (3) a formula factor.

Final average earnings is the average of the participant’s three highest years’ earnings. Creditable service is the creditable current and prior service expressed in years or decimal equivalents of partial years for which a participant receives earnings and makes contributions as required. The formula factor is a standard percentage based on employment category.

Employees may retire at age 55 (50 for protective occupation employees) and receive reduced benefits. Employees terminating covered employment before becoming eligible for a retirement benefit may withdraw their contributions and forfeit all rights to any subsequent benefits.

The WRS also provides death and disability benefits for employees.

SCHOOL DISTRICT OF IOLA-SCANDINAVIA

NOTES TO FINANCIAL STATEMENTS
June 30, 2016

NOTE 6 – EMPLOYEES’ RETIREMENT SYSTEM (continued)

General Information About the Pension Plan (continued)

Post-Retirement Adjustments. The Employee Trust Funds Board may periodically adjust annuity payments from the retirement system based on annual investment performance in accordance with s. 40.27, Wis. Stat. An increase (or decrease) in annuity payments may result when investment gains (losses), together with other actuarial experience factors, create a surplus (shortfall) in the reserves, as determined by the system’s consulting actuary. Annuity increases are not based on cost of living or other similar factors. For Core annuities, decreases may be applied only to previously granted increases. By law, Core annuities cannot be reduced to an amount below the original, guaranteed amount (the “floor”) set at retirement. The Core and Variable annuity adjustments granted during recent years are as follows:

Year	Core Fund Adjustment	Variable Fund Adjustment
2006	0.8	3
2007	3.0	10
2008	6.6	0
2009	(2.1)	(42)
2010	(1.3)	22
2011	(1.2)	11
2012	(7.0)	(7)
2013	(9.6)	9
2014	4.7	25
2015	2.9	2

Contributions. Required contributions are determined by an annual actuarial valuation in accordance with Chapter 40 of the Wisconsin Statutes. The employee required contribution is one-half of the actuarially determined contribution rate for general category employees, including teachers, and Executives and Elected Officials. Required contributions for protective employees are the same rate as general employees. Employers are required to contribute the remainder of the actuarially determined contribution rate. The employer may not pay the employee required contribution unless provided for by an existing collective bargaining agreement.

During calendar year 2015, the WRS recognized \$258,774 in contributions from the District.

Actuarial Assumptions. The total pension liability was determined using the following actuarial assumptions:

Actuarial Valuation Date:	December 31, 2014
Measurement Date of net Pension Liability (Asset):	December 31, 2015
Actuarial Cost Method:	Entry Age
Asset Valuation Method:	Fair Value
Long-Term Expected Rate of Return:	7.2%
Discount Rate:	7.2%
Salary Increases:	
Inflation	3.2%
Seniority/Merit	0.2% - 5.6%
Mortality:	Wisconsin 2012 Mortality Table
Post-retirement Adjustments	2.1% *

**No post-retirement adjustment is guaranteed. Actual adjustments are based on recognized investment return, actuarial experience and other factors. 2.1% is the assumed annual adjustment based on the investment return assumption and the post-retirement discount rate.*

SCHOOL DISTRICT OF IOLA-SCANDINAVIA

NOTES TO FINANCIAL STATEMENTS

June 30, 2016

Starting with 2015, this item includes the impact of known Market Recognition Account deferred gains/losses on the liability for dividend payments.

NOTE 6 – EMPLOYEES’ RETIREMENT SYSTEM (continued)

General Information About the Pension Plan (continued)

Actuarial Assumptions (continued)

Actuarial assumptions are based upon an experience study conducted in 2012 using experience from 2009-2011. The total pension liability for December 31, 2015 is based upon a roll-forward of the liability calculated from the December 31, 2014 actuarial valuation.

Long-term Expected Real Rate of Return. The long-term expected rate of return on pension plan investments was determined using a building block method in which best-estimate ranges of expected future real rates of return (expected returns, net of pension plan investment expense and inflation) are developed for each major asset class. These ranges are combined to produce the long-term expected rate of return by weighting the expected future real rates of return by the target asset allocation percentage and by adding expected inflation. Best estimates of geometric real rates of return for each major asset class included in the pension plan’s target asset allocation as of December 31, 2015 are summarized in the following table:

**Retirement Funds
Asset Allocation Targets and Expected Returns
As of December 31, 2015**

<u>Core Fund Asset Class</u>	<u>Current Asset Allocation %</u>	<u>Destination Target Asset Allocation %</u>	<u>Long-Term Expected Nominal Rate of Return %</u>	<u>Long-Term Expected Real Rate of Return %</u>
U.S. Equities	27%	23%	7.6%	4.7%
International Equities	24.5	22	8.5	5.6
Fixed Income	27.5	37	4.4	1.6
Inflation Sensitive Assets	10	20	4.2	1.4
Real Estate	7	7	6.5	3.6
Private Equity/Debt	7	7	9.4	6.5
Multi-Asset	4	4	6.7	3.8
Total Core Fund	107%	120%	7.4%	4.5%
<u>Variable Fund Asset Class</u>				
U.S. Equities	70%	70%	7.6%	4.7%
International Equities	30	30%	8.5	5.6
Total Variable Fund	100%	100%	7.9%	5.0%

New England Pension Consultants Long Term US CPI (Inflation) Forecast: 2.75%.

Asset Allocations are managed within established ranges, target percentages may differ from actual monthly allocations.

SCHOOL DISTRICT OF IOLA-SCANDINAVIA

NOTES TO FINANCIAL STATEMENTS

June 30, 2016

NOTE 6 – EMPLOYEES’ RETIREMENT SYSTEM (continued)

General Information About the Pension Plan (continued)

Schedule of Employer Allocations. The Employer Allocation Percentage is based on the employer’s average required contribution for the three most recent calendar years compared to the average required contributions for all employers for the same period. If an employer did not participate in the WRS for all three years, their average employer contributions are based on the years in which they participated. In case of employer mergers, prior year contributions are restated based on the status in the final year. The Employer Allocation Percentage is rounded to eight decimal places.

Schedule of Pension Amounts. The employer’s proportionate share of the collective Net Pension Liability (Asset), Deferred Outflows of Resources, Deferred Inflows of Resources, and Total Employer Pension Expense (Income) is based on the Employer Allocation Percentage.

Pension Liabilities, Pension Expense, and Deferred Outflows of Resources and Deferred Inflows of Resources Related to Pensions

At June 30, 2016, the District reported a liability (asset) of \$441,204 its proportionate share of the net pension liability (asset). The net pension liability (asset) was measured as of December 31, 2015, and the total pension liability used to calculate the net pension liability (asset) was determined by an actuarial valuation as of December 31, 2014 rolled forward to December 31, 2015. No material changes in assumptions or benefit terms occurred between the actuarial valuation date and the measurement date. The District’s proportion of the net pension liability (asset) was based on the District’s share of contributions to the pension plan relative to the contributions of all participating employers. At December 31, 2015, the District’s proportion was 0.02715131%, which was a decrease of 0.00047288% from its proportion measured as of December 31, 2014.

For the year ended June 30, 2016, the District recognized pension expense of \$534,049.

At June 30, 2016, the District reported deferred outflows of resources and deferred inflows of resources related to pensions from the following sources:

	<u>Deferred Outflows of Resources</u>	<u>Deferred Inflows of Resources</u>
Difference between expected and actual experience	\$ (22,042)	\$ (928,505)
Changes in assumptions	308,685	-
Net differences between projected and actual earnings on pension plan investments	1,483,317	-
Changes in proportion and differences between employer contributions and proportionate share of contributions	2,814	-
Employer contributions subsequent to the measurement date	124,100	-
Total	\$1,896,874	\$ (928,505)

SCHOOL DISTRICT OF IOLA-SCANDINAVIA

**NOTES TO FINANCIAL STATEMENTS
June 30, 2016**

NOTE 6 – EMPLOYEES’ RETIREMENT SYSTEM (continued)

General Information About the Pension Plan (continued)

Pension Liabilities, Pension Expense, and Deferred Outflows of Resources and Deferred Inflows of Resources Related to Pensions (continued)

\$124,100 reported as deferred outflows related to pension resulting from the WRS Employer’s contributions subsequent to the measurement date will be recognized as a reduction of the net pension liability (asset) in the year ended June 30, 2016. Other amounts reported as deferred outflows of resources and deferred inflows of resources related to pension will be recognized in pension expense as follows:

<u>Year Ended June 30:</u>	<u>Deferred Outflows of Resources</u>	<u>Deferred Inflows of Resources</u>
2016	\$ 572,966	\$ (224,700)
2017	572,966	(224,700)
2018	572,966	(224,700)
2019	475,442	(224,700)
2020	9,884	(29,705)

Single Discount Rate. A single discount rate of 7.20% was used to measure the total pension liability. This single discount rate was based on the expected rate of return on pension plan investments of 7.20% and a long term bond rate of 3.56%. Because of the unique structure of WRS, the 7.20% expected rate of return implies that a dividend of approximately 2.1% will always be paid. For purposes of the single discount rate, it was assumed that the dividend would always be paid. The projection of cash flows used to determine this single discount rate assumed that plan member contributions will be made at the current contribution rate and that employer contributions will be made at rates equal to the difference between actuarially determined contribution rates and the member rate. Based on these assumptions, the pension plan’s fiduciary net position was projected to be available to make all projected future benefit payments (including expected dividends) of current plan members. Therefore, the long-term expected rate of return on pension plan investments was applied to all periods of projected benefit payments to determine the total pension liability.

Sensitivity of the District’s Proportionate Share of the Net Pension Liability (Asset) to Changes in the Discount Rate. The following presents the District’s proportionate share of the net pension liability (asset) calculated using the discount rate of 7.20 percent, as well as what the District’s proportionate share of the net pension liability (asset) would be if it were calculated using a discount rate that is 1-percentage-point lower (6.20 percent) or 1-percentage-point higher (8.20 percent) than the current rate:

	1% Decrease to Discount Rate (6.20%)	Current Discount Rate (7.20%)	1% Increase To Discount Rate (8.20%)
District's proportionate share of the net pension liability (asset)	\$ 3,094,610	\$ 441,204	\$ (1,631,154)

Additional Financial Information for the WRS- For additional information regarding the WRS financial statements and audit report, please visit the Department of Employee Trust Fund’s web site at <http://etf.wi.gov/publications/cafr.htm>.

At year end, the District reported a payable to the pension plan, which represents contractually required contributions outstanding as of the end of the year.

SCHOOL DISTRICT OF IOLA-SCANDINAVIA

NOTES TO FINANCIAL STATEMENTS
June 30, 2016

NOTE 7 – GOVERNMENTAL ACTIVITIES NET POSITION

Governmental activities net position reported on the Government Wide Statement of Net position at year-end include the following:

Governmental Activities

Net investment in capital assets	\$ 8,718,399
Less: related long-term debt outstanding	2,332,176
Total Net Investment in Capital Assets	6,386,223
Restricted	
Debt service	38,415
Food service program	61,861
Capital improvement trust	5,000
Pension amount	527,165
Total Restricted	632,441
Unrestricted	3,905,476
Total Governmental Activities Net Position	\$ 10,924,140

Beginning net position was restated to reduce the beginning net pension asset by \$187 due to the updated actuary calculations and increased by \$2,500 to reclass the long-term capital improvement trust from the trust fund type to the special revenue fund type.

NOTE 8 – GOVERNMENTAL FUND BALANCES

Governmental fund balances reported on the fund financial statements at year-end include the following:

Nonspendable	
Major Fund	
General fund-prepaid expenses	\$ 29,073
Committed	
Special Revenue Trust fund	1,257,035
Restricted	
Major Fund	
Debt Service fund	38,415
Nonmajor Fund	
Long-term Capital Improvement Trust fund	5,000
Food Service fund	61,861
Total Restricted Fund Balances	105,276
Assigned	
Major Fund	
General fund-for working capital purposes	2,608,268
Nonmajor Fund	
Community Service fund	21,228
Total Assigned Fund Balances	2,629,496
Total Governmental Fund Balances	\$ 4,020,880

SCHOOL DISTRICT OF IOLA-SCANDINAVIA

NOTES TO FINANCIAL STATEMENTS
June 30, 2016

NOTE 9 - EXPLANATION OF CERTAIN DIFFERENCES BETWEEN THE GOVERNMENTAL FUND BALANCE SHEET AND THE STATEMENT OF NET ASSETS

Capital assets used in governmental funds are not financial resources and, therefore, are not reported in the funds.

Capital assets, net of accumulated depreciation	<u>\$ 8,718,399</u>
---	---------------------

Long-term liabilities applicable to the District's governmental activities are not due and payable in the current period and accordingly are not reported as fund liabilities. Interest on long-term debt is not accrued in governmental funds, but rather is recognized as an expenditure when due. All liabilities-both current and long-term are reported in the statement of net position.

Bonds, notes and leases payable	\$ 2,332,176
Accrued interest	\$ 10,128
Net pension liability	<u>441,204</u>
 Combined Adjustment	 <u>\$ 2,783,508</u>

NOTE 10 - EXPLANATION OF CERTAIN DIFFERENCES BETWEEN THE GOVERNMENTAL FUND STATEMENT OF REVENUES, EXPENDITURES, AND CHANGES IN FUND BALANCES AND THE STATEMENT OF ACTIVITIES

Under the modified accrual basis of accounting used in the governmental funds, expenditures are recognized for transactions that are normally paid with expendable available financial resources. In the Statement of Activities, however, which is presented on the accrual basis, expenses and liabilities are reported regardless of when financial resources are available. In addition, interest on long-term debt is not recognized under the modified accrual basis of accounting until due, rather than as it accrues. This adjustment is a combination of the following items:

Accrued interest	
Beginning	\$ 12,599
Ending	<u>(10,128)</u>
 Decrease	 <u>\$ 2,471</u>

NOTE 11 - EXCESS OF ACTUAL EXPENDITURES OVER BUDGET IN INDIVIDUAL FUNDS

The following funds had an excess of actual expenditures over budget for the year:

Fund	Excess Expenditures
General Fund:	
Pupil Services	\$ 2,409
Debt Service	21,032
General tuition payments	9,540
Special Education Fund:	
Pupil Services	33,436
Instructional Support Services	8,666

SCHOOL DISTRICT OF IOLA-SCANDINAVIA

NOTES TO FINANCIAL STATEMENTS
June 30, 2016

NOTE 12 – RISK MANAGEMENT

The District is exposed to various risks of loss related to torts; theft of, damage to, or destruction of assets; errors and omissions; workers compensation; and health care of its employees. All of these risks are covered through the purchase of commercial insurance, with minimal deductibles. Settled claims have not exceeded insurance coverage in any of the last three years. There were no significant reductions in coverage compared to the prior year.

NOTE 13 – COMMITMENTS AND CONTINGENCIES

From time to time, the District is party to various pending claims and legal proceedings. Although the outcome of such matters cannot be forecasted with certainty, it is the opinion of management and the District's legal counsel that the likelihood is remote that any such claims or proceedings will have a material adverse effect on the District's financial position or results of operations.

The District has received federal and state grants for specific purposes that are subject to review and audit by the grantor agencies. Such audits could lead to requests for reimbursements to the grantor agency for expenditures disallowed under terms of the grants. Management believes such disallowances, if any, would be immaterial.

NOTE 14 – LIMITATION OF SCHOOL DISTRICT REVENUES

Wisconsin statutes limit the amount of revenues that school districts may derive from general school aids and property taxes. The annual revenue increase from these sources is limited to an allowable per member increase which is determined by the legislature.

This limitation does not apply to revenues needed for the payment of any general obligation debt service (including refinanced debt) authorized by either of the following:

A resolution of the school board or by a referendum prior to August 12, 1993.

A referendum on or after August 12, 1993.

NOTE 15 - POST-EMPLOYMENT BENEFITS

From an accrual accounting perspective, the cost of post-employment health benefits, like the cost of pension benefits, generally should be associated with the periods in which the cost occurs, rather than in the future year when it will be paid. In adopting the requirements of GASB Statement No. 45 prospectively during the year ended June 30, 2010, the District recognizes the cost of postemployment benefits in the year when the employee services are received, reports the accumulated liability from prior years, and provide information useful in assessing potential demands on the District's future cash flows. Recognition of the liability accumulated from prior years will be phased in over 30 years, commencing with the 2010 liability.

In addition to pension benefits described in Note 6, the District provides post-employment benefit options for health care to eligible retirees. The benefits are provided in accordance with District administrative contracts and District policy. The criteria to determine eligibility include: years of service, employee age and category of employment. Eligible retiring employees must be full time, age 55 and have fifteen years of consecutive employment with the District, based on the employee's position. The benefit is 100% paid by the District. If a participant dies while receiving benefits, the remaining benefits are payable to the participant's spouse.

SCHOOL DISTRICT OF IOLA-SCANDINAVIA

NOTES TO FINANCIAL STATEMENTS
June 30, 2016

NOTE 15 - POST-EMPLOYMENT BENEFITS (continued)

For teachers retiring after June 30, 2006, the monthly benefit payable towards medical and dental insurance coverage was equal to years of service at age 55 times \$150 divided by 12. For teacher retirements prior to June 30, 2006, the monthly benefit payable towards medical and dental insurance coverage was equal to years of service at age 57 times \$250 divided by 12, plus \$10,000. The benefit is payable until the participant qualifies for Medicare benefits. This benefit was terminated as of July 1, 2012.

Non-administrative certified professional staff retiring between June 30, 2014 through June 30, 2016, who are at least 55 years of age and have at least 15 years of consecutive service with the District are eligible for an HRA contribution. The amount is determined by multiplying \$200 per year of service up to a maximum of 30 years. The resulting amount is contributed annually for a set number of years based on retirement date.

Actuarial valuations for an ongoing Plan involve estimates of the value of reported amounts and assumptions about the probability of occurrence of events far into the future. Actuarially determined amounts are subject to continuous revision as actual results are compared to past expectations and new estimates are made about the future. Although the valuation results are based on values the District's actuarial consultant believes are reasonable assumptions, the valuation result is only an estimate of what future costs may actually be and reflect a long-term perspective. Deviations in any of several factors, such as future interest rate discounts, medical cost inflation, medicare coverage risk, and changes in marital status, could result in actual costs being greater or less than estimated.

Projection of benefits for financial reporting purposes are based on the substantive Plan (the Plan as understood by the employer and the Plan members) and include the types of benefits provided at the time of each valuation and the historical pattern of sharing benefit costs between the employer and Plan members to that point. The actuarial methods and assumptions used include techniques that are designed to reduce the effects of short-term volatility in actuarial accrued liabilities and the actuarial value of assets, consistent with the long-term perspective of the calculations.

The actuarial method and assumptions used in the August 2014, valuation were as follows:

Funding Policy: The plan will be funded by making contributions into an irrevocable employee benefit trust in an amount at least equal to the Annual Required Contribution (ARC).

Accounting Policies: The Unfunded Actuarial Accrued Liability is amortized over a period of 6 years using the level dollar method.

The attribution period is the period of an employee's service to which the expected post-retirement benefit obligation for that employee is assigned. The beginning of the attribution period is date of hire; the end of the attribution period is the date at which the employee reaches full eligibility for benefits.

Actuarial Cost Method: Alternative Measurement Method-Unit Credit.

Measurement Date: July 1, 2013

Economic Assumptions

Investment Return (Discount Rate): 5.5% per annum.

Expenses: None (Investment Return assumption is net of expenses)

SCHOOL DISTRICT OF IOLA-SCANDINAVIA

NOTES TO FINANCIAL STATEMENTS
June 30, 2016

NOTE 15 - POST EMPLOYMENT BENEFITS (continued)

Healthcare Cost Trend Rate:

Year	Annual Increase
1	10%
2	9%
3	8%
4	7%
5	6%
After yr. 5	5%

Salary Increases:

-3% per annum

Annual Per-capita Claims Costs: Health care cost trend rates based on premium rate history of District's medical plan and projection of future rates based on the data as of July 1, 2013.

Demographic Assumptions

		Age 45	Age 50	Age 55	Age 60	Age 65
Mortality Rates:	Male	.0717%	.0966%	.2228%	.3147%	.4814%
	Female	.0519%	.0765%	.1345%	.1935%	.2974%

Retirement Rates: select and ultimate rates used by WRS based on WRS experience to value pensions for public school employees.

Withdrawal Rates: normal retirement rates were used for retirees having 30 or more years of service otherwise, early retirement rates were used. Selected rates follow:

	Male	Female
0 to 1 years of service	11.4%	10.5%
1 to 2 years of service	7.3	7.1
2 to 3 years of service	5.2	5.5
3 to 4 years of service	3.9	4.6
4 to 5 years of service	3.0	4.0
5 to 6 years of service	2.8	3.5
6 to 7 years of service	2.5	3.0
7 to 8 years of service	2.0	2.5

		Age 35	Age 40	Age 45	Age 50	Age 55
Disability Rates:	Male	0.01%	0.02%	.04%	0.11%	0.21%
	Female	0.01%	0.02%	.06%	0.12%	0.17%

SCHOOL DISTRICT OF IOLA-SCANDINAVIA

NOTES TO FINANCIAL STATEMENTS
June 30, 2016

NOTE 15 - POST EMPLOYMENT BENEFITS (continued)

The number of plan participants as of the measurement date was 61. The actuarial accrued liability was \$505,401, and the annual required contribution was (\$31,685). The assets available are \$305,823, the balance in the District's Employee Benefit Trust Fund.

Annual OPEB Cost and Net OPEB Obligation

The District's annual OPEB Cost, the percentage of annual OPEB cost contributed to the Plan, and the net OPEB obligation for the year, are as follows:

Normal cost	\$	-
30 year amortization of unfunded accrued liability		-
Annual required contribution		-
Contributions made		-
Adjustment		-
Change in OPEB liability		-
Net OPEB liability - beginning of year		-
Net OPEB liability - end of year	\$	-

Trend Information

The District's annual OPEB cost, the percentage of the annual OPEB cost contributed to the plan, and the net OPEB obligation is as follows:

Year Ended	OPEB Cost	Contribution (ARC)	OPEB Cost Contributed	% of ARC Contributed	OPEB Obligation
6/30/2016	\$ -	\$ -	\$ -	0.0%	\$ -
6/30/2015	-	-	-	0.0%	-
6/30/2014	-	-	-	0.0%	-

Funded Status and Funding Progress

The funded status and progress of the plan as of the most recent actuarial valuation date is as follows:

Actuarial Valuation Date	Actuarial Value of Assets (a)	Actuarial Liability (AAL) - Entry Age (b)	Unfunded AAL (UAAL) (b-a)	Funded Ratio (a/b)	Covered Payroll (c)	UAAL as a Percent of Covered Payroll ((b-a)/c)
7/1/2013	\$ 679,848	\$ 505,401	\$ (174,447)	134.5%	\$ -	0.0%
7/1/2011	999,659	3,157,346	2,157,687	31.7%	-	0.0%

SCHOOL DISTRICT OF IOLA-SCANDINAVIA

NOTES TO FINANCIAL STATEMENTS
June 30, 2016

NOTE 16 - DUE FROM/DUE TO OTHER FUNDS - FUND FINANCIAL STATEMENTS

Individual fund interfund receivable and payable balances at year end are as follows:

<u>Fund</u>	<u>Due From</u>	<u>Due To</u>
General Fund	\$ 293,596	\$ 87,444
Special Revenue Trust Fund	-	10,000
Special Education Fund	1,971	-
Capital Improv Trust Fund	2,500	-
Food Service Fund	85,598	-
Pupil Activity Fund	-	1,969
Community Service Fund	10,000	206,955
Employee Benefit Trust Fund	-	87,297
Totals	<u>\$ 393,665</u>	<u>\$ 393,665</u>

The balances are a result of operating activity between the funds for the year and are expected to be repaid within a year.

NOTE 17 - SUBSEQUENT EVENTS

Management has evaluated subsequent events through December 21, 2016, the date the financial statements were available to be issued.

SCHOOL DISTRICT OF IOLA-SCANDINAVIA
REQUIRED SUPPLEMENTARY INFORMATION
AS OF JUNE 30, 2016

SCHOOL DISTRICT OF IOLA-SCANDINAVIA

**STATEMENT OF REVENUES, EXPENDITURES AND CHANGES IN FUND BALANCES
BUDGET AND ACTUAL
GENERAL FUND
For the Year Ended June 30, 2016**

	Budgeted Amounts		Actual	Variance with Final Budget
	Original	Final		
REVENUES				
Local	\$ 3,486,812	\$ 3,486,812	\$ 3,507,927	\$ 21,115
Interdistrict	357,831	357,831	365,489	7,658
Intermediate	-	-	1,457	1,457
State	3,588,999	3,588,999	3,597,175	8,176
Federal	137,225	137,225	118,605	(18,620)
Other	2,500	2,500	12,192	9,692
Total Revenues	<u>7,573,367</u>	<u>7,573,367</u>	<u>7,602,845</u>	<u>29,478</u>
EXPENDITURES				
Instruction				
Regular	3,073,626	3,073,626	3,012,936	60,690
Vocational	260,298	260,298	250,824	9,474
Other	477,072	477,072	472,928	4,144
Total instruction	<u>3,810,996</u>	<u>3,810,996</u>	<u>3,736,688</u>	<u>74,308</u>
Support Services				
Pupil services	199,391	199,391	201,800	(2,409)
Instructional support services	208,443	208,443	192,297	16,146
Administration	882,717	882,717	848,478	34,239
Buildings and grounds	855,114	855,114	841,775	13,339
Pupil transportation	295,474	295,474	258,509	36,965
Other support services	414,597	414,597	407,459	7,138
Debt service	57,952	57,952	78,984	(21,032)
Total support services	<u>2,913,688</u>	<u>2,913,688</u>	<u>2,829,302</u>	<u>84,386</u>
Non-program				
General tuition payments	324,600	324,600	334,140	(9,540)
Total non-program	<u>324,600</u>	<u>324,600</u>	<u>334,140</u>	<u>(9,540)</u>
Total Expenditures	<u>7,049,284</u>	<u>7,049,284</u>	<u>6,900,130</u>	<u>149,154</u>
Excess of revenues over expenditures	524,083	524,083	702,715	178,632
OTHER FINANCING USES				
Transfer to other funds	(524,083)	(524,083)	(456,209)	67,874
Net Change in Fund Balance	-	-	246,506	246,506
FUND BALANCES-BEGINNING OF YEAR	<u>2,390,835</u>	<u>2,390,835</u>	<u>2,390,835</u>	<u>-</u>
FUND BALANCES-END OF YEAR	<u>\$ 2,390,835</u>	<u>\$ 2,390,835</u>	<u>\$ 2,637,341</u>	<u>\$ 246,506</u>

See notes to the required supplementary information.

SCHOOL DISTRICT OF IOLA-SCANDINAVIA

**STATEMENT OF REVENUES, EXPENDITURES AND CHANGES IN FUND BALANCES -
BUDGET AND ACTUAL
SPECIAL EDUCATION FUND
For the Year Ended June 30, 2016**

	Budgeted Amounts		Actual	Variance with Final Budget
	Original	Final		
REVENUES				
Interdistrict	\$ 44,000	\$ 44,000	\$ 44,833	\$ 833
Intermediate	7,000	7,000	15,822	8,822
State	115,000	115,000	118,217	3,217
Federal	173,000	173,000	210,616	37,616
Other	-	-	4,744	4,744
Total Revenues	<u>339,000</u>	<u>339,000</u>	<u>394,232</u>	<u>55,232</u>
EXPENDITURES				
Instruction				
Special education	421,313	421,313	416,219	5,094
Total instruction	<u>421,313</u>	<u>421,313</u>	<u>416,219</u>	<u>5,094</u>
Support Services				
Pupil services	80,700	80,700	114,136	(33,436)
Instructional support services	52,745	52,745	61,411	(8,666)
Pupil transportation	59,225	59,225	42,756	16,469
Other support services	8,500	8,500	4,692	3,808
Total support services	<u>201,170</u>	<u>201,170</u>	<u>222,995</u>	<u>(21,825)</u>
Non-program				
Other non-program	240,600	240,600	208,727	31,873
Total Expenditures	<u>863,083</u>	<u>863,083</u>	<u>847,941</u>	<u>15,142</u>
Excess (deficiency) of revenues over expenditures	(524,083)	(524,083)	(453,709)	70,374
OTHER FINANCING SOURCES				
Transfer from general fund	524,083	524,083	453,709	(70,374)
Transfer to general fund	-	-	-	-
Net Change in Fund Balances	<u>-</u>	<u>-</u>	<u>-</u>	<u>-</u>
FUND BALANCES-BEGINNING OF YEAR	<u>-</u>	<u>-</u>	<u>-</u>	<u>-</u>
FUND BALANCES-END OF YEAR	<u>\$ -</u>	<u>\$ -</u>	<u>\$ -</u>	<u>\$ -</u>

See notes to the required supplementary information.

SCHOOL DISTRICT OF IOLA-SCANDINAVIA

**SCHEDULE OF FUNDING PROGRESS
OTHER POST-EMPLOYMENT BENEFIT PLAN
For the Year Ended June 30, 2016**

Actuarial Valuation Date	Actuarial Value of Assets (a)	Actuarial Accrued Liability (AAL) - Entry Age (b)	Unfunded AAL (UAAL) (b-a)	Funded Ratio (a/b)	Covered Payroll (c)	UAAL as a Percent of Covered Payroll ([b-a]/c)
7/1/2013	\$ 679,848	\$ 505,401	\$ (174,447)	134.5%	\$ -	0.0%
7/1/2011	999,659	3,157,346	2,157,687	31.7%	-	0.0%

See notes to the required supplementary information.

SCHOOL DISTRICT OF IOLA-SCANDINAVIA

SCHEDULE OF EMPLOYER CONTRIBUTIONS
OTHER POST-EMPLOYMENT BENEFIT PLAN

For the Year Ended June 30, 2016

<u>Year Ended June 30</u>	<u>Employer Contributions</u>	<u>Annual Required Contribution (ARC)</u>	<u>Percentage Contributed</u>
2016	\$ -	\$ -	N/A
2015	-	-	N/A
2014	-	-	N/A

See notes to the required supplementary information.

SCHOOL DISTRICT OF IOLA-SCANDINAVIA
SCHEDULE OF DISTRICT'S PROPORTIONATE SHARE
OF THE NET PENSION LIABILITY (ASSET)
For the Year Ended June 30, 2016

WISCONSIN RETIREMENT SYSTEM
LAST 10 FISCAL YEARS *

	<u>2016</u>	<u>2015</u>
District's proportion of the net pension liability (asset)	.02715131%	0.02762419%
District's proportionate share of the net pension liability (asset)	\$ 441,204	\$ (678,526)
District's covered-employee payroll	\$ 3,804,609	\$3,788,507
Plan fiduciary net position as a percentage of the total pension liability (asset)	98.2%	102.74%

**The amounts presented for each fiscal year were determined as of the calendar year-end that occurred within the fiscal year.*

Only data for calendar year 2014 and forward is available. The District will continue to present information for years available until a full ten-year trend is compiled.

See notes to the required supplementary information.

SCHOOL DISTRICT OF IOLA-SCANDINAVIA

SCHEDULE OF DISTRICT CONTRIBUTIONS
For the Year Ended June 30, 2016

WISCONSIN RETIREMENT SYSTEM
LAST 10 FISCAL YEARS *

	2016	2015
Contractually required contributions	<u>\$258,774</u>	<u>\$265,435</u>
Contributions in relation to the contractually required contributions	\$258,774	\$265,435
Contribution deficiency (excess)	-	-
District's covered-employee payroll	\$3,804,609	\$3,788,507
Contributions as a percentage of covered-employee payroll	6.8%	7%

**The amounts presented for each fiscal year were determined as of the calendar year-end that occurred within the fiscal year.*

Only data for calendar year 2014 and forward is available. The District will continue to present information for years available until a full ten-year trend is compiled.

See notes to the required supplementary information.

SCHOOL DISTRICT OF IOLA-SCANDINAVIA

**NOTES TO REQUIRED SUPPLEMENTARY INFORMATION
For the Year Ended June 30, 2016**

NOTE A – GOVERNMENTAL ACCOUNTING STANDARDS BOARD STATEMENT NO. 45

The District implemented GASB Statement No. 45, "Accounting and Financial Reporting by Employers for Postemployment Benefits Other Than Pension" for the fiscal year ended June 30, 2010. Information for prior years is not available.

NOTE B – SCHEDULE OF FUNDING PROGRESS

The July 1, 2011 actuary study differs from the July 1, 2013 due to a change in benefits. The benefit was terminated for retirements occurring after June 30, 2016.

NOTE C – BUDGETS AND BUDGETARY ACCOUNTING

Operating budgets are adopted each fiscal year for all governmental funds in accordance with Section 65.90 of the Wisconsin Statutes using the budgetary accounting procedures prescribed by the Wisconsin Department of Public Instruction (DPI). The DPI requires the District to separate special education revenues and expenditures from other general fund amounts. Budgetary expenditure control is exercised at the fund or function level depending upon the fund. Reported budget amounts are as originally adopted or as amended by Board of Education resolution.

The District follows the budget procedures at note 1J.

NOTE D – BUDGETARY INFORMATION

The District adopts a separate budget for the special education special revenue fund. A reconciliation of the Revenues, Expenditures, and Other Financing Sources (Uses) per the budget to actual individual fund statements to the combined general fund/special education fund statement follows:

SCHOOL DISTRICT OF IOLA-SCANDINAVIA

**NOTES TO REQUIRED SUPPLEMENTARY INFORMATION
For the Year Ended June 30, 2016**

NOTE D – BUDGETARY INFORMATION (continued)

	<u>General Fund</u>	<u>Special Education Fund</u>
Revenues		
Actual amounts (budgetary statements)	\$ 7,602,845	\$ 394,232
Reclassification of special education	394,232	(394,232)
Total Revenues	<u>7,997,077</u>	<u>-</u>
Expenditures		
Actual amounts (budgetary statements)	6,900,130	847,941
Reclassification of special education	847,941	(847,941)
Total Expenditures	<u>7,748,071</u>	<u>-</u>
Excess of Revenues Over (Under) Expenditures		
Actual amounts (budgetary statements)	702,715	(453,709)
Reclassification of special education	(453,709)	453,709
Excess of Revenues Over (Under) Expenditures	<u>249,006</u>	<u>-</u>
Other Financing Sources (Uses)		
Actual amounts (budgetary statements)	(456,209)	453,709
Reclassification of special education	453,709	(453,709)
Total Other Financing Sources (Uses)	<u>(2,500)</u>	<u>-</u>
Net Change in Fund Balance		
Actual amounts (combined statement)	246,506	-
Fund Balance - beginning		
Actual amounts (combined statement)	<u>2,390,835</u>	<u>-</u>
Fund Balance - ending		
Actual amounts (combined statement)	<u>\$ 2,637,341</u>	<u>\$ -</u>

NOTE E – WISCONSIN RETIREMENT SYSTEM

Changes of Benefit Terms. There were no changes of benefit terms for any participating employer in WRS.

Changes of Assumptions. There were no changes in the assumptions.

SCHOOL DISTRICT OF IOLA-SCANDINAVIA

SUPPLEMENTARY INFORMATION

June 30, 2016

SCHOOL DISTRICT OF IOLA-SCANDINAVIA

**COMBINING BALANCE SHEET
GENERAL FUND
June 30, 2016**

	General Fund	Special Education Fund	Total General Fund
ASSETS			
Cash and investments	\$ 1,537,018	\$ 42,418	\$ 1,579,436
Taxes receivable	1,269,837	-	1,269,837
Accounts receivable	37	-	37
Due from other funds	293,596	1,971	295,567
Due from other governments	203,537	89,391	292,928
Prepaid expenses	29,073	-	29,073
TOTAL ASSETS	\$ 3,333,098	\$ 133,780	\$ 3,466,878
 LIABILITIES AND FUND BALANCES			
Liabilities			
Accounts payable	\$ 739	\$ 676	\$ 1,415
Accrued payroll, payroll taxes, withholdings	604,796	133,104	737,900
Due other funds	87,444	-	87,444
Deferred revenue	2,778	-	2,778
Total Liabilities	695,757	133,780	829,537
 Fund Balances			
Nonspendable	29,073	-	29,073
Assigned	2,608,268	-	2,608,268
Total Fund Balances	2,637,341	-	2,637,341
TOTAL LIABILITIES AND FUND BALANCES	\$ 3,333,098	\$ 133,780	\$ 3,466,878

See accompanying notes to the financial statements.

SCHOOL DISTRICT OF IOLA-SCANDINAVIA

**COMBINING STATEMENT OF REVENUES, EXPENDITURES AND CHANGES IN FUND BALANCES-
GENERAL FUND**

For the Year Ended June 30, 2016

	General Fund	Special Education Fund	Total General Fund
REVENUES			
Local sources	\$ 3,507,927	\$ -	\$ 3,507,927
Interdistrict sources	365,489	44,833	410,322
Intermediate sources	1,457	15,822	17,279
State sources	3,597,175	118,217	3,715,392
Federal sources	118,605	210,616	329,221
Other sources	12,192	4,744	16,936
Total Revenues	<u>7,602,845</u>	<u>394,232</u>	<u>7,997,077</u>
EXPENDITURES			
Instruction			
Regular	3,347,076	-	3,347,076
Special education	-	624,946	624,946
Vocational	250,824	-	250,824
Other instruction	472,928	-	472,928
Total instruction	<u>4,070,828</u>	<u>624,946</u>	<u>4,695,774</u>
Support Services			
Pupil services	201,800	114,136	315,936
Instruction support services	192,297	61,411	253,708
Administration	848,478	-	848,478
Buildings and grounds	841,775	-	841,775
Pupil transportation	258,509	42,756	301,265
Other support services	407,459	4,692	412,151
Debt service	78,984	-	78,984
Total support services	<u>2,829,302</u>	<u>222,995</u>	<u>3,052,297</u>
Total Expenditures	<u>6,900,130</u>	<u>847,941</u>	<u>7,748,071</u>
Excess (deficiency) of revenues over expenditures	702,715	(453,709)	249,006
OTHER FINANCING SOURCES (USES)			
Capital lease proceeds	-	-	-
Operating transfers in	-	453,709	453,709
Operating transfers out	(456,209)	-	(456,209)
NET CHANGE IN FUND BALANCE	246,506	-	246,506
FUND BALANCES-BEGINNING OF YEAR	<u>2,390,835</u>	<u>-</u>	<u>2,390,835</u>
FUND BALANCES-END OF YEAR	<u>\$ 2,637,341</u>	<u>\$ -</u>	<u>\$ 2,637,341</u>

See accompanying notes to the financial statements.

SCHOOL DISTRICT OF IOLA-SCANDINAVIA

**COMBINING BALANCE SHEET
NONMAJOR GOVERNMENTAL FUNDS
June 30, 2016**

	Special Revenue Funds			Total Nonmajor Governmental Funds
	Food Service	Capital Improv Trust	Community Service	
ASSETS				
Cash and investments	\$ (9,653)	\$ 2,500	\$ 219,986	\$ 212,833
Due from other funds	85,598	2,500	10,000	98,098
TOTAL ASSETS	<u>\$ 75,945</u>	<u>\$ 5,000</u>	<u>\$ 229,986</u>	<u>\$ 310,931</u>
LIABILITIES AND FUND BALANCES				
Liabilities				
Accrued wages and payroll taxes	\$ 14,084	\$ -	\$ 1,803	\$ 15,887
Due to other funds	-	-	206,955	206,955
Total Liabilities	<u>14,084</u>	<u>-</u>	<u>208,758</u>	<u>222,842</u>
Fund Balances				
Assigned	-	-	21,228	21,228
Restricted	61,861	5,000	-	66,861
Total Fund Balances	<u>61,861</u>	<u>5,000</u>	<u>21,228</u>	<u>88,089</u>
TOTAL LIABILITIES AND FUND BALANCES	<u>\$ 75,945</u>	<u>\$ 5,000</u>	<u>\$ 229,986</u>	<u>\$ 310,931</u>

See accompanying notes to the financial statements.

SCHOOL DISTRICT OF IOLA-SCANDINAVIA

**COMBINING STATEMENT OF REVENUES, EXPENDITURES AND CHANGES IN FUND BALANCE-
NONMAJOR GOVERNMENTAL FUNDS
For the Year Ended June 30, 2016**

	Capital Projects	Capital Improv Trust	Food Service	Community Service	Total Nonmajor Governmental Funds
REVENUES					
Local	\$ -	\$ -	\$ 177,748	\$ 247,212	\$ 424,960
State	-	-	5,084	-	5,084
Federal	-	-	150,262	-	150,262
Other	-	-	-	50,000	50,000
Total Revenues	<u>-</u>	<u>-</u>	<u>333,094</u>	<u>297,212</u>	<u>630,306</u>
EXPENDITURES					
Support Services					
Pupil transportation	-	-	-	32	32
Food service	-	-	329,231	-	329,231
Other support services	78,113	-	-	-	78,113
Debt service	-	-	-	5,700	5,700
Total support services	<u>78,113</u>	<u>-</u>	<u>329,231</u>	<u>5,732</u>	<u>413,076</u>
Community services	-	-	-	288,361	288,361
Total Expenditures	<u>78,113</u>	<u>-</u>	<u>329,231</u>	<u>294,093</u>	<u>701,437</u>
Excess (deficiency) of revenues over expenditures	(78,113)	-	3,863	3,119	(71,131)
OTHER FINANCING SOURCES					
Transfer in	-	2,500	-	-	2,500
Debt & capital lease proceeds	<u>78,113</u>	<u>-</u>	<u>-</u>	<u>11,335</u>	<u>89,448</u>
Net Change in Fund Balance	-	2,500	3,863	14,454	20,817
FUND BALANCES (DEFICIT) - BEGINNING OF YEAR	<u>-</u>	<u>2,500</u>	<u>57,998</u>	<u>6,774</u>	<u>67,272</u>
FUND BALANCES-END OF YEAR	<u>\$ -</u>	<u>\$ 5,000</u>	<u>\$ 61,861</u>	<u>\$ 21,228</u>	<u>\$ 88,089</u>

See accompanying notes to the financial statements.

SCHOOL DISTRICT OF IOLA-SCANDINAVIA
SCHEDULE OF CHANGES IN ASSETS AND LIABILITIES -
STUDENT ORGANIZATIONS' FUNDS
For the Year Ended June 30, 2016

	Beginning Balance	Receipts	Disbursements	Ending Balance
ASSETS				
Cash and investments	\$ 156,271	\$ 309,327	\$ 279,128	\$ 186,470
Accounts receivable	-	56	-	56
Due from other funds	2,500	-	2,500	-
 Total Assets	 <u>\$ 158,771</u>	 <u>\$ 309,383</u>	 <u>\$ 281,628</u>	 <u>\$ 186,526</u>
LIABILITIES				
Accounts payable	\$ 192	\$ -	\$ -	\$ 192
Due to other funds	7,669	-	5,700	1,969
Due to student organizations	150,910	309,383	275,928	184,365
 Total Liabilities	 <u>\$ 158,771</u>	 <u>\$ 309,383</u>	 <u>\$ 281,628</u>	 <u>\$ 186,526</u>

See accompanying notes to the financial statements.

SCHOOL DISTRICT OF IOLA-SCANDINAVIA

**SCHEDULE OF EXPENDITURES OF FEDERAL AWARDS
For the Year Ended June 30, 2016**

Federal Agency/ Pass-Through Agency/ Program Title	CFDA Number	Revenues			Total Revenues	Total Expenditures Grantor Share
		(Accrued) Deferred Beginning Balance	Received	Accrued (Deferred) Ending Balance		
U.S. DEPARTMENT OF EDUCATION						
State of Wisconsin-Department of Public Instruction						
Title I	84.010	\$ (27,198)	\$ 90,055	\$ 31,072	\$ 93,929	\$ 93,929
Title II-A	84.367	-	22,259	-	22,259	22,259
Special Education Cluster(IDEA)						
IDEA Flow Thru	84.027	(48,148)	159,501	35,329	146,682	146,682
IDEA Preschool	84.173	(255)	664	3,924	4,333	4,333
Total Special Education Cluster		<u>(48,403)</u>	<u>160,165</u>	<u>39,253</u>	<u>151,015</u>	<u>151,015</u>
U.S. DEPT OF HEALTH & HUMAN SERVICES						
State of Wisconsin-Department of Health Services						
Medical Assistance	93.778	-	56,715	5,303	62,018	62,018
U.S. DEPARTMENT OF AGRICULTURE						
State of Wisconsin-Department of Public Instruction						
Child Nutrition Cluster						
Food Distribution - Commodities	10.555	-	25,850	-	25,850	25,850
National Breakfast Program	10.553	-	16,505	-	16,505	16,505
National School Lunch Program	10.555	-	107,907	-	107,907	107,907
Total Child Nutrition Cluster		<u>-</u>	<u>150,262</u>	<u>-</u>	<u>150,262</u>	<u>150,262</u>
TOTAL FEDERAL AWARDS		<u><u>\$ (75,601)</u></u>	<u><u>\$ 479,456</u></u>	<u><u>\$ 75,628</u></u>	<u><u>\$ 479,483</u></u>	<u><u>\$ 479,483</u></u>

See notes to the schedules of expenditures of federal and state awards.

SCHOOL DISTRICT OF IOLA-SCANDINAVIA
SCHEDULE OF EXPENDITURES OF STATE AWARDS
For the Year Ended June 30, 2016

State Agency/ Pass-Through Agency/ Program Title	State ID Number	Revenues			Total Revenues	Total Expenditures Grantor Share
		(Accrued) Deferred Beginning Balance	Received (Returned)	Accrued (Deferred) Ending Balance		
DEPARTMENT OF PUBLIC INSTRUCTION						
Entitlement Programs						
Special Education and School Age Parents	255.101	\$ -	\$ 118,217	\$ -	\$ 118,217	\$ 118,217
Participant in Package Programs:						
Waupaca Schools		-	44,834	-	44,834	44,834
CESA # 5		-	15,822	-	15,822	15,822
Total Handicapped Program		-	178,873	-	178,873	178,873
School Lunch Aid Program	255.102	-	4,039	-	4,039	4,039
Common School Fund Library Aid	255.103	-	30,318	-	30,318	30,318
General Equalization	255.201	(57,778)	3,177,327	56,060	3,175,609	3,175,609
Sparsity Aid	255.212	-	209,100	-	209,100	209,100
Pupil Transportation	255.107	-	23,247	-	23,247	23,247
Peer Review & Mentoring	255.301	-	-	10,159	10,159	10,159
School Breakfast Aid Program	255.344	-	1,045	-	1,045	1,045
Per Pupil Adjustment Aid	255.945	-	-	103,500	103,500	103,500
Educator Effectiveness	255.940	-	5,280	-	5,280	5,280
Teacher Training for Educ Technology		-	-	1,457	1,457	1,457
Payment In Lieu of Taxes		-	48,831	-	48,831	48,831
Computer Aid		(1,363)	1,363	1,289	1,289	1,289
Total Wisconsin Department of Public Instruction		(59,141)	3,679,423	172,465	3,792,747	3,792,747
TOTAL STATE AWARDS		\$ (59,141)	\$ 3,679,423	\$ 172,465	\$ 3,792,747	\$ 3,792,747

See notes to the schedules of expenditures of federal and state awards.

SCHOOL DISTRICT OF IOLA-SCANDINAVIA

**NOTES TO THE SCHEDULES OF EXPENDITURES OF
FEDERAL AND STATE AWARDS**

June 30, 2016

NOTE 1 - BASIS OF PRESENTATION

The accompanying schedules of expenditures of federal and state awards (the Schedules) include the federal and state grant activity of the District under programs of the federal and state government for the year ended June 30, 2016. The information in these schedules is presented in accordance with the requirements of Title 2 U. S. Code of Federal Regulations Part 200, Uniform Administrative Requirements, Cost Principles and Audit Requirements for Federal Awards (Uniform Guidance) and the State Single Audit Guidelines. Because the schedules present only a selected portion of the operations of the District, they are not intended to and do not present the financial position, changes in net position or cash flows of the District.

Expenditures are reported on the accrual basis of accounting on the schedules. Expenditures are recognized following the cost principles in the Uniform Guidance wherein certain types of expenditures are not allowable or are limited as to reimbursement.

The District has not elected to use the 10 percent de minimis indirect cost rate as allowed under the Uniform Guidance.

NOTE 2 - SPECIAL EDUCATION AND SCHOOL AGE PARENTS PROGRAM

2015-2016 eligible costs under the State Special Education Program are \$466,645.

NOTE 3 - FOOD DISTRIBUTION

Nonmonetary assistance is reported in the schedule at the fair market value of the commodities received and disbursed.

ACCOUNTING WORKSHOP, SC
CERTIFIED PUBLIC ACCOUNTANTS
5001 Heffron Street
Stevens Point, WI 54481
Tel (715) 341-2911
Fax (715) 341-5737

Ann Kropp, CPA, CMA
Jeffrey Kropp, CPA

Independent Auditor's Report on Internal Control Over Financial
Reporting and on Compliance and Other Matters Based on an Audit of Financial Statements Performed
In Accordance With Government Auditing Standards

Board of Education
School District of Iola-Scandinavia
Iola, Wisconsin

We have audited, in accordance with the auditing standards generally accepted in the United States of America and the standards applicable to financial audits contained in *Government Auditing Standards* issued by the Comptroller General of the United States, the financial statements of the governmental activities, each major fund, and the aggregate remaining fund information of the District, as of and for the year ended June 30, 2016, and the related notes to the financial statements, which collectively comprise the District's basic financial statements and have issued our report thereon dated December 21, 2016.

Internal Control Over Financial Reporting

In planning and performing our audit of the financial statements, we considered the District's internal control over financial reporting (internal control) to determine the audit procedures that are appropriate in the circumstances for the purpose of expressing our opinions on the financial statements, but not for the purpose of expressing an opinion on the effectiveness of the District's internal control. Accordingly, we do not express an opinion on the effectiveness of the District's internal control.

A *deficiency in internal control* exists when the design or operation of a control does not allow management or employees, in the normal course of performing their assigned functions, to prevent, or detect and correct, misstatements on a timely basis. A *material weakness* is a deficiency, or a combination of deficiencies, in internal control such that there is a reasonable possibility that a material misstatement of the entity's financial statements will not be prevented, or detected and corrected on a timely basis. A *significant deficiency* is a deficiency, or a combination of deficiencies, in internal control that is less severe than a material weakness, yet important enough to merit attention by those charged with governance.

Our consideration of internal control was for the limited purpose described in the first paragraph of this section and was not designed to identify all deficiencies in internal control that might be material weaknesses or significant deficiencies and therefore, material weaknesses or significant deficiencies may exist that were not identified. Given these limitations, during our audit we did not identify any deficiencies in internal control that we consider to be material weaknesses. However, material weaknesses may exist that have not been identified. We did identify deficiencies in internal control, described in the accompanying schedule of findings and questioned costs as item 2016-1 and 2016-2 that we consider to be significant deficiencies.

Compliance and Other Matters

As part of obtaining reasonable assurance about whether the District's financial statements are free from material misstatement, we performed tests of its compliance with certain provisions of laws, regulations, contracts, and grant agreements, noncompliance with which could have a direct and material effect on the determination of financial statement amounts. However, providing an opinion on compliance with those provisions was not an objective of our audit, and accordingly, we do not express such an opinion. The results of our tests disclosed no instances of noncompliance or other matters that are required to be reported under *Government Auditing Standards*.

District's Response to Findings

The District's response to the findings identified in our audit is described in the accompanying schedule of findings and questioned costs. The District's response was not subjected to the auditing procedures applied in the audit of the financial statements and, accordingly, we express no opinion on it.

Purpose of this Report

The purpose of this report is solely to describe the scope of our testing of internal control and compliance and the results of that testing, and not to provide an opinion on the effectiveness of the entity's internal control or on compliance. This report is an integral part of an audit performed in accordance with *Government Auditing Standards* in considering the entity's internal control and compliance. Accordingly, this communication is not suitable for any other purpose.

Accounting Workshop SC

Accounting Workshop, SC
December 21, 2016

ACCOUNTING WORKSHOP, SC
CERTIFIED PUBLIC ACCOUNTANTS
5001 Heffron Street
Stevens Point, WI 54481
Tel (715) 341-2911
Fax (715) 341-5737

Ann Kropp, CPA, CMA
Jeffrey Kropp, CPA

Independent Auditor's Report On Compliance
For Each Major State Program
And On Internal Control Over Compliance
Required By The Wisconsin Department Of Public Instruction

Board of Education
School District of Iola-Scandinavia
Iola, Wisconsin

Report on Compliance for Each Major State Program

We have audited the School District of Iola-Scandinavia's (District's) compliance with the types of compliance requirements described in the *Wisconsin Public School District Audit Manual*, issued by the Wisconsin Department of Public Instruction that could have a direct and material effect on each of the District's major state programs for the year ended June 30, 2016. The District's major state programs are identified in the accompanying summary of auditors' results.

Management's Responsibility

Management is responsible for compliance with state statutes, regulations, and the terms and conditions of its state awards applicable to its state programs.

Auditor's Responsibility

Our responsibility is to express an opinion on compliance for each of the District's major state programs based on our audit of the types of compliance requirements referred to above. We conducted our audit of compliance in accordance with auditing standards generally accepted in the United States of America; the standards applicable to financial audits contained in *Government Auditing Standards*, issued by the Comptroller General of the United States; and the compliance requirements of the Wisconsin Department of Public Instruction in the *Wisconsin Public School District Audit Manual*. Those standards and compliance requirements require that we plan and perform the audit to obtain reasonable assurance about whether noncompliance with the types of compliance requirements referred to above that could have a direct and material effect on the major state programs occurred. An audit includes examining, on a test basis, evidence about the District's compliance with those requirements and performing such other procedures as we considered necessary in the circumstances.

We believe that our audit provides a reasonable basis for our opinion on compliance for each major state program. However, our audit does not provide a legal determination on the District's compliance.

Opinion on Each Major State Program

In our opinion, the District complied, in all material respects, with the types of requirements referred to above that could have a direct and material effect on each of its major state programs for the year ended June 30, 2016.

Other Matters

The results of our auditing procedures disclosed no instances of noncompliance which are required to be reported in accordance with the *Wisconsin Public School District Audit Manual*.

District's Response to Findings

The District's response to the financial statement findings identified in our audit is described in the accompanying summary of auditor's results. The District's response was not subject to the auditing procedures applied in the audit of compliance and, accordingly, we express no opinion on the response.

Report on Internal Control Over Compliance

Management of the District is responsible for establishing and maintaining effective internal control over compliance with the types of requirements referred to above. In planning and performing our audit of compliance, we considered the District's internal control over compliance with the types of requirements that could have a direct and material effect on each major state program to determine the auditing procedures that are appropriate in the circumstances for the purpose of expressing our opinion on compliance for each major state program and to test and report on internal control over compliance in accordance with the *Wisconsin Public School District Audit Manual*, but not for the purpose of expressing an opinion on the effectiveness of internal control over compliance. Accordingly, we do not express an opinion on the effectiveness of the District's internal control over compliance.

A deficiency in internal control over compliance exists when the design or operation of a control over compliance does not allow management or employees, in the normal course of performing their assigned functions, to prevent, or detect and correct, noncompliance with a type of compliance requirement of a state program on a timely basis. *A material weakness in internal control over compliance* is a deficiency, or combination of deficiencies, in internal control over compliance, such that there is a reasonable possibility that material noncompliance with a type of compliance requirement of a state program will not be prevented, or detected and corrected, on a timely basis. *A significant deficiency in internal control over compliance* is a deficiency or a combination of deficiencies in internal control over compliance with a type of compliance requirement of a state program that is less severe than a material weakness in internal control over compliance, yet important enough to merit attention by those charged with governance.

Our consideration of internal control over compliance was for the limited purpose described in the first paragraph of this section and was not designed to identify all deficiencies in internal control over compliance that might be deficiencies, significant deficiencies, or material weaknesses. We did not identify any deficiencies in internal control over compliance that we consider to be material weaknesses. However, material weaknesses may exist that have not been identified. We consider the deficiencies in internal control over compliance described in the accompanying schedule of findings and questioned costs as items 2016-1 and 2016-2 to be significant deficiencies.

Purpose of this Report

The purpose of this report on internal control over compliance is solely to describe the scope of our testing of internal control over compliance and the results of testing based on requirements of the *Wisconsin Public School District Audit Manual*. Accordingly, this report is not suitable for any other purpose.

Accounting Workshop SC

Accounting Workshop, SC
December 21, 2016

SCHOOL DISTRICT OF IOLA-SCANDINAVIA
SCHEDULE OF FINDINGS AND QUESTIONED COSTS
June 30, 2016

Section I - Summary of Auditor's Results

Financial Statements

Type of auditor's report issued:	Unmodified	
Internal control over financial reporting:		
Material weakness identified?	_____ yes	_____ <u>X</u> no
Significant deficiency(ies) identified?	_____ <u>X</u> yes	_____ no
Noncompliance material to the financial statements	_____ yes	_____ <u>X</u> no

State Awards

Internal control over financial reporting:		
Material weakness identified?	_____ yes	_____ <u>X</u> no
Significant deficiency(ies) identified?	_____ yes	_____ <u>X</u> no

Type of auditor's report issued on compliance for major programs:	Unmodified	
Any audit findings disclosed that are required to be reported in accordance with State Single Audit Guidelines?	_____ yes	_____ <u>X</u> no

Identification of major state programs

<u>State Number</u>	<u>Name of State Program</u>
255.101	Special Education and School Age Parents
255.201	General Equalization Aid
255.212	Sparsity Aid
255.945	Per Pupil Aid

SCHOOL DISTRICT OF IOLA-SCANDINAVIA
SCHEDULE OF FINDINGS AND QUESTIONED COSTS
June 30, 2016

Section II - Financial Statement Findings

FINDING 2016-1: INTERNAL CONTROL OVER FINANCIAL REPORTING

Criteria: A system of internal control should be in place that provides reasonable assurance that year end financial statements, including the schedules of expenditures of federal and state awards, are complete and accurate.

Condition: There is a lack of controls over the year end financial reporting process. We, as your auditors, prepared the District's financial statements and schedules of expenditures of federal and state awards.

Cause: Due to its size, the District does not have the funds to hire the additional staff that would be required in order to have enough time and expertise to record all year end closing entries and prepare its own financial statements, including the schedules of expenditures of federal and state awards.

Effect: Because of the lack of controls over year end financial reporting, your financial statements may be misstated before the annual audit is completed.

Recommendation: Most small districts operate with only enough staff to process monthly transactions and reports, and will continue to rely on outside consultants to handle year end financial reporting. The school board should continue to make a reasonable effort to be knowledgeable about the District's financial condition and financial reporting requirements.

Management's Response/Planned Corrective Action: It is indicated that the District has significant deficiencies due to the fact that we do not prepare a complete set of audit reports including footnotes and we have audit adjustments. As stated in the report, there are very few schools that have met these strict standards and the District is no exception. To meet these new standards we would need additional staff, primarily a CPA dedicated to meeting these standards.

District staff will accumulate as much of the information required for federal and state awards as we can and reconcile the revenue and expenditure information to the general ledger for these awards. We will continue to rely on the assistance of our auditors to draft the financial statements because the District does not have the staff needed to perform this task.

FINDING 2016-2: INTERNAL CONTROL

Criteria: A system of internal control should be in place to achieve a higher reliability that errors or irregularities in your processes would be discovered by your staff. A critical component of a solid internal control system is ensuring that individuals have access to only one phase of an accounting process.

Condition: Some key controls over the accounts payable/disbursements, payroll, and monthly and year end accounting transaction cycles are not in place. There is some lack of segregation of duties over these areas.

Cause: Due to its size, the District does not have an adequate number of employees needed to implement the ideal controls over these transaction cycles.

Effect: Because of the lack of internal controls, it is less likely that errors or irregularities would be discovered internally.

Recommendation: Most of the key controls lacking for accounts payable/disbursements, payroll, and monthly and year end accounting are not possible to cure without adding additional staff. The board and management should continue to make a reasonable effort to be knowledgeable about its key transaction cycles.

SCHOOL DISTRICT OF IOLA-SCANDINAVIA
SCHEDULE OF FINDINGS AND QUESTIONED COSTS
June 30, 2016

Section II - Financial Statement Findings (continued)

Management's Response/Planned Corrective Action: The District is aware of our lack of controls over disbursements, payroll, and monthly and year end accounting. Currently, the administrator and school board review financial information as an additional control. The monthly board packets include revenues compared to the previous years and budget, expenditures compared to previous years and budget, and check registers.

Section III – State Award Findings and Questioned Costs

See item 2016-2 under financial statement findings.

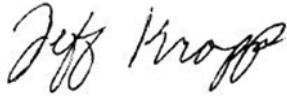
Section IV – Other Issues

1. Does the auditor's report or the notes to the financial statements include disclosure with regard to substantial doubt as to the auditee's ability to continue as a going concern? _____ yes X no

2. Does the audit report show audit issues (i.e., material non-compliance, non-material non-compliance, questioned costs, material weakness, significant deficiency, management letter comment, excess revenue or excess reserve) related to grants/contracts with funding agencies that require audits to be in accordance with the *State Single Audit Guidelines*:

Department of Public Instruction	_____ yes	X	no
Department of Health Services	_____ yes	X	no
Department of Natural Resources	_____ yes	X	no

3. Was a Management Letter or other document conveying audit comments issued as a result of this audit? _____ yes X no

4. Name and signature of partner 

 Jeffrey Kropp, CPA

5. Date of report December 21, 2016

SCHOOL DISTRICT OF IOLA-SCANDINAVIA
SUMMARY SCHEDULE OF PRIOR AUDIT FINDINGS
June 30, 2016

DEPARTMENT OF EDUCATION

Finding 15-1: Segregation of Accounting Duties

Condition: The District's business manager performs many accounting functions in the receipt and billing, accounts payable disbursement and payroll processing transaction cycles and maintains the general ledger.

Recommendation: Monthly financial activity such as journal entries, detail of significant asset and liability balances, bank statements and monthly activity should be reviewed by another member of management for reasonableness.

Current Status: The Superintendent continues to review selected financial information on a monthly basis.